



Customer Service  
PO Box 11813  
Harrisburg, PA 17108-1813

## ACCOUNT STATEMENT

For the Month Ending  
**April 30, 2022**

### SAN BERNARDINO COUNTY

#### Client Management Team

**Kenneth Schiebel, CFA**

Managing Director  
213 Market Street  
Harrisburg, PA 17101-2141  
717-232-2723  
schiebelk@pfmam.com

**Danny A. Nelson**

Director  
800 Nicollet Mall, 4th Floor  
Minneapolis, MN 55402  
612-371-3747  
nelsond@pfmam.com

#### Contents

Cover/Disclosures  
Summary Statement  
Individual Accounts

#### Accounts included in Statement

76990800      SAN BERNARDINO COUNTY

SAN BERNARDINO COUNTY  
PARTH BHATT  
268 WEST HOSPITALITY LANE  
FIRST FLOOR  
SAN BERNARDINO, CA 92415-0360

**Online Access**    <https://www.pfmam.com>      **Customer Service**    1-717-232-2723

**Important Disclosures**

**Important Disclosures**

This statement is for general information purposes only and is not intended to provide specific advice or recommendations. PFM Asset Management LLC ("PFMAM") is an investment adviser registered with the U.S. Securities and Exchange Commission and a subsidiary of U.S. Bancorp Asset Management, Inc. ("USBAM"). USBAM is a subsidiary of U.S. Bank National Association ("U.S. Bank"). U.S. Bank is a separate entity and subsidiary of U.S. Bancorp. U.S. Bank is not responsible for and does not guarantee the products, services or performance of PFMAM. PFMAM maintains a written disclosure statement of our background and business experience. If you would like to receive a copy of our current disclosure statement, please contact Service Operations at the address below.

**Proxy Voting** PFMAM does not normally receive proxies to vote on behalf of its clients. However, it does on occasion receive consent requests. In the event a consent request is received the portfolio manager contacts the client and then proceeds according to their instructions. PFMAM's Proxy Voting Policy is available upon request by contacting Service Operations at the address below.

**Questions About an Account** PFMAM's monthly statement is intended to detail our investment advisory activity as well as the activity of any accounts held by clients in pools that are managed by PFMAM. The custodian bank maintains the control of assets and executes (i.e., settles) all investment transactions. The custodian statement is the official record of security and cash holdings and transactions. PFMAM recognizes that clients may use these reports to facilitate record keeping and that the custodian bank statement and the PFMAM statement should be reconciled and differences resolved. Many custodians use a settlement date basis which may result in the need to reconcile due to a timing difference.

**Account Control** PFMAM does not have the authority to withdraw funds from or deposit funds to the custodian outside the scope of services provided by PFMAM. Our clients retain responsibility for their internal accounting policies; implementing and enforcing internal controls and generating ledger entries or otherwise recording transactions.

**Market Value** Generally, PFMAM's market prices are derived from closing bid prices as of the last business day of the month as supplied by Refinitiv or Bloomberg. For certain short-term investments or where prices are not available from generally recognized sources the securities are priced using a yield-based matrix system to arrive at an estimated market value. Prices that fall between data points are interpolated. Non-negotiable FDIC-insured bank certificates of deposit are priced at par. Although PFMAM believes the prices to be reliable, the values of the securities may not represent the prices at which the securities could have been bought or sold. Explanation of the valuation methods for a registered investment company or local government investment program is contained in the appropriate fund offering documentation or information statement.

**Amortized Cost** The original cost of the principal of the security is adjusted for the amount of the periodic reduction of any discount or premium from the purchase date until the date of the report. Discount or premium with respect to short term securities (those with less than one year to maturity at time of issuance) is amortized on a straightline basis. Such discount or premium with respect to longer term securities is amortized using the constant yield basis.

**Tax Reporting** Cost data and realized gains / losses are provided for informational purposes only. Please review for accuracy and consult your tax advisor to determine the tax consequences of your security transactions. PFMAM does not report such information to the IRS or other taxing authorities and is not responsible for the accuracy of such information that may be required to be reported to federal, state or other taxing authorities.

**Financial Situation** In order to better serve you, PFMAM should be promptly notified of any material change in your investment objective or financial situation.

**Callable Securities** Securities subject to redemption prior to maturity may be redeemed in whole or in part before maturity, which could affect the yield represented.

**Portfolio** The securities in this portfolio, including shares of mutual funds, are not guaranteed or otherwise protected by PFMAM, the FDIC (except for certain non-negotiable certificates of deposit) or any government agency. Investment in securities involves risks, including the possible loss of the amount invested. Actual settlement values, accrued interest, and amortized cost amounts may vary for securities subject to an adjustable interest rate or subject to principal paydowns. Any changes to the values shown may be reflected within the next monthly statement's beginning values.

**Rating** Information provided for ratings is based upon a good faith inquiry of selected sources, but its accuracy and completeness cannot be guaranteed.

Shares of some local government investment programs and TERM funds are marketed through representatives of PFMAM's affiliate, PFM Fund Distributors, Inc. which is registered with the SEC as a broker/dealer and is a member of the Financial Industry Regulatory Authority ("FINRA") and the Municipal Securities Rulemaking Board ("MSRB"). You may reach the FINRA by calling the FINRA Hotline at 1-800-289-9999 or at the FINRA website address <https://www.finra.org/investors/investor-contacts>. A brochure describing the FINRA Regulation Public Disclosure Program is also available from FINRA upon request.

**Key Terms and Definitions**

**Dividends** on local government investment program funds consist of interest earned, plus any discount ratably amortized to the date of maturity, plus all realized gains and losses on the sale of securities prior to maturity, less ratably amortization of any premium and all accrued expenses to the fund. Dividends are accrued daily and may be paid either monthly or quarterly. The monthly earnings on this statement represent the estimated dividend accrued for the month for any program that distributes earnings on a quarterly basis. There is no guarantee that the estimated amount will be paid on the actual distribution date.

**Current Yield** is the net change, exclusive of capital changes and income other than investment income, in the value of a hypothetical fund account with a balance of one share over the seven-day base period including the statement date, expressed as a percentage of the value of one share (normally \$1.00 per share) at the beginning of the seven-day period. This resulting net change in account value is then annualized by multiplying it by

365 and dividing the result by 7. The yields quoted should not be considered a representation of the yield of the fund in the future, since the yield is not fixed.

**Average maturity** represents the average maturity of all securities and investments of a portfolio, determined by multiplying the par or principal value of each security or investment by its maturity (days or years), summing the products, and dividing the sum by the total principal value of the portfolio. The stated maturity date of mortgage backed or callable securities are used in this statement. However the actual maturity of these securities could vary depending on the level or prepayments on the underlying mortgages or whether a callable security has or is still able to be called.

**Monthly distribution yield** represents the net change in the value of one share (normally \$1.00 per share) resulting from all dividends declared during the month by a fund expressed as a percentage of the value of one share at the beginning of the month. This resulting net change is then annualized by multiplying it by 365 and dividing it by the number of calendar days in the month.

**YTM at Cost** The yield to maturity at cost is the expected rate of return, based on the original cost, the annual interest receipts, maturity value and the time period from purchase date to maturity, stated as a percentage, on an annualized basis.

**YTM at Market** The yield to maturity at market is the rate of return, based on the current market value, the annual interest receipts, maturity value and the time period remaining until maturity, stated as a percentage, on an annualized basis.

**Managed Account** A portfolio of investments managed discretely by PFMAM according to the client's specific investment policy and requirements. The investments are directly owned by the client and held by the client's custodian.

**Unsettled Trade** A trade which has been executed however the final consummation of the security transaction and payment has not yet taken place.

Please review the detail pages of this statement carefully. If you think your statement is wrong, missing account information, or if you need more information about a transaction, please contact PFMAM within 60 days of receipt. If you have other concerns or questions regarding your account, or to request an updated copy of PFMAM's current disclosure statement, please contact a member of your client management team at PFMAM Service Operations at the address below.

PFM Asset Management LLC  
Attn: Service Operations  
213 Market Street  
Harrisburg, PA 17101

**NOT FDIC INSURED      NO BANK GUARANTEE      MAY LOSE VALUE**

**Consolidated Summary Statement**

For the Month Ending **April 30, 2022**

SAN BERNARDINO COUNTY

<b>Portfolio Summary</b>		
<b>Portfolio Holdings</b>	<b>Cash Dividends and Income</b>	<b>Closing Market Value</b>
PFMAM Managed Account	4,816,664.86	11,627,775,911.44
Cash Balance	0.00	166,918,822.53
<b>Total</b>	<b>\$4,816,664.86</b>	<b>\$11,794,694,733.97</b>

<b>Investment Allocation</b>		
<b>Investment Type</b>	<b>Closing Market Value</b>	<b>Percent</b>
Asset-Backed Security	438,635,935.67	3.72
Federal Agency Bond / Note	2,335,148,879.34	19.80
Corporate Note	542,450,689.12	4.60
Certificate of Deposit	1,869,652,452.20	15.85
Federal Agency Commercial Mortgage-Backed Ser	532,501,170.21	4.51
Commercial Paper	1,957,524,170.80	16.60
Federally Insured Cash Account	25,000,000.00	0.21
Joint Powers Authority	570,000,000.00	4.83
Money Market Mutual Fund	430,000,000.00	3.65
NOW Account	100,000,000.00	0.85
Repurchase Agreement	99,999,416.60	0.85
Supra-National Agency Bond / Note	190,421,785.00	1.61
U.S. Treasury Bond / Note	2,536,441,412.50	21.50
Cash Balance	166,918,822.53	1.42
<b>Total</b>	<b>\$11,794,694,733.97</b>	<b>100.00%</b>

**Consolidated Summary Statement**

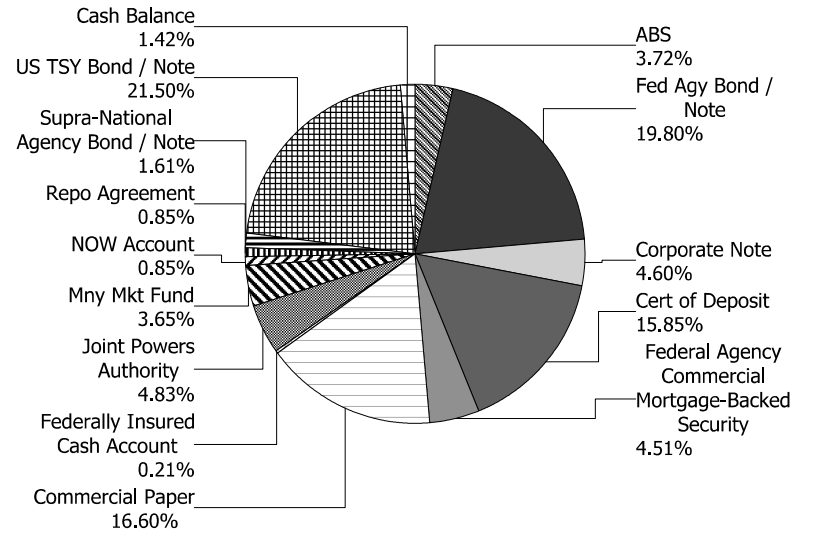
For the Month Ending **April 30, 2022**

**SAN BERNARDINO COUNTY**

**Maturity Distribution (Fixed Income Holdings)**

**Sector Allocation**

<b>Portfolio Holdings</b>	<b>Closing Market Value</b>	<b>Percent</b>
Under 30 days	2,091,746,506.63	17.73
31 to 60 days	519,742,535.65	4.41
61 to 90 days	1,250,465,437.65	10.60
91 to 180 days	1,551,799,215.55	13.16
181 days to 1 year	762,534,840.52	6.47
1 to 2 years	2,009,691,214.04	17.04
2 to 3 years	2,191,721,373.97	18.58
3 to 4 years	1,155,159,673.95	9.79
4 to 5 years	225,552,588.96	1.91
Over 5 years	36,281,347.05	0.31
<b>Total</b>	<b>\$11,794,694,733.97</b>	<b>100.00%</b>
<b>Weighted Average Days to Maturity</b>	<b>451</b>	



**Managed Account Summary Statement**

For the Month Ending **April 30, 2022**

SAN BERNARDINO COUNTY - 76990800

**Transaction Summary - Managed Account**

<b>Opening Market Value</b>	<b>\$10,605,224,508.94</b>
Maturities/Calls	(2,025,724,030.25)
Principal Dispositions	(916,000,000.00)
Principal Acquisitions	3,931,898,510.56
Unsettled Trades	70,554,478.20
Change in Current Value	(38,177,556.01)
<b>Closing Market Value</b>	<b>\$11,627,775,911.44</b>

**Cash Transactions Summary - Managed Account**

Maturities/Calls	2,003,169,551.53
Sale Proceeds	916,000,000.00
Coupon/Interest/Dividend Income	3,325,305.34
Principal Payments	23,724,030.25
Security Purchases	(3,981,969,291.50)
Net Cash Contribution	1,035,750,404.38
Reconciling Transactions	0.00

**Earnings Reconciliation (Cash Basis) - Managed Account**

Interest/Dividends/Coupons Received	4,494,856.87
Less Purchased Interest Related to Interest/Coupons	(442,183.72)
Plus Net Realized Gains/Losses	763,991.71
<b>Total Cash Basis Earnings</b>	<b>\$4,816,664.86</b>

**Cash Balance**

<b>Closing Cash Balance</b>	<b>\$0.00</b>
-----------------------------	---------------

**Earnings Reconciliation (Accrual Basis)**

	<b>Total</b>
Ending Amortized Value of Securities	11,800,829,775.66
Ending Accrued Interest	18,998,388.65
Plus Proceeds from Sales	916,000,000.00
Plus Proceeds of Maturities/Calls/Principal Payments	2,026,893,581.78
Plus Coupons/Dividends Received	3,325,305.34
Less Cost of New Purchases	(4,002,901,810.04)
Less Beginning Amortized Value of Securities	(10,738,591,156.18)
Less Beginning Accrued Interest	(15,908,462.86)
<b>Total Accrual Basis Earnings</b>	<b>\$8,645,622.35</b>

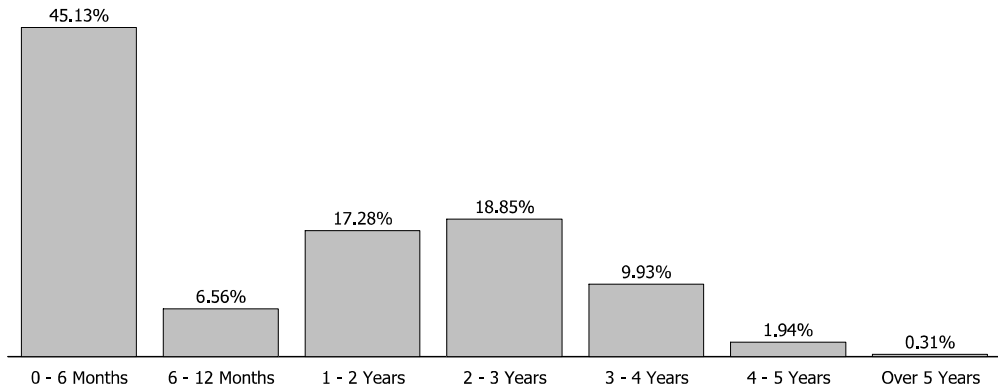


**Portfolio Summary and Statistics**

For the Month Ending **April 30, 2022**

SAN BERNARDINO COUNTY - 76990800

**Maturity Distribution**



**Characteristics**

Yield to Maturity at Cost	0.99%
Yield to Maturity at Market	1.86%
Weighted Average Days to Maturity	457

**Managed Account Issuer Summary**

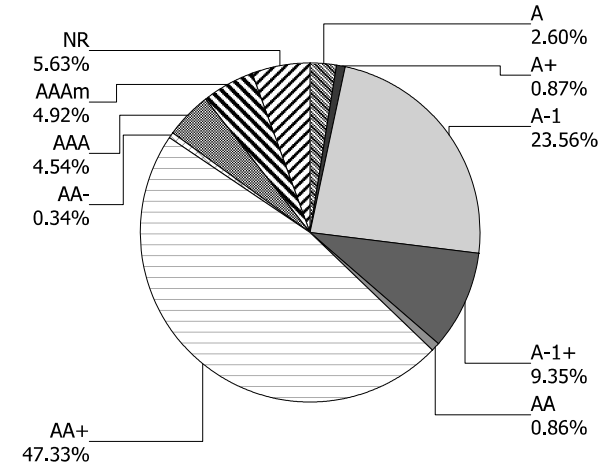
For the Month Ending **April 30, 2022**

**SAN BERNARDINO COUNTY - 76990800**

**Issuer Summary**

<b>Issuer</b>	<b>Market Value of Holdings</b>	<b>Percent</b>
AMAZON.COM INC	99,819,650.00	0.86
APPLE INC	49,962,450.00	0.43
BANK OF MONTREAL	249,352,828.80	2.14
BANK OF NOVA SCOTIA	274,654,954.80	2.36
BANK OF THE WEST	100,000,000.00	0.86
BEDFORD ROW FUNDING CORP	24,757,975.00	0.21
BMW FINANCIAL SERVICES NA LLC	31,205,233.82	0.27
BNP PARIBAS	199,290,906.05	1.71
CAFCO LLC	74,691,550.00	0.64
CAMP	560,000,000.00	4.82
CANADIAN IMPERIAL BANK OF COMMERCE	299,412,378.85	2.57
CANTOR FITZGERALD	99,999,416.60	0.86
CHARIOT FUNDING LLC	49,881,350.00	0.43
CHASE ISSURANCE	17,983,670.80	0.15
CHEVRON CORPORATION	24,144,535.50	0.21
CITIGROUP INC	173,671,775.00	1.49
CRC FUNDING LLC	49,994,750.00	0.43
CREDIT AGRICOLE SA	49,904,450.00	0.43
DEERE & COMPANY	77,697,727.00	0.67
EXXON MOBIL CORP	2,999,862.00	0.03
FANNIE MAE	671,219,445.00	5.77
FEDERAL FARM CREDIT BANKS	510,371,062.00	4.39
FEDERAL HOME LOAN BANKS	468,581,090.64	4.03
FEDERATED GOVT OBLIGATIONS FUNDS	1,000,000.00	0.01
FIDELITY TREASURY MF	1,000,000.00	0.01
FREDDIE MAC	1,217,478,451.91	10.47
HONDA AUTO RECEIVABLES	69,311,693.44	0.60
HYUNDAI AUTO RECEIVABLES	48,636,149.98	0.42
ING GROEP NV	174,570,150.00	1.50
INTER-AMERICAN DEVELOPMENT BANK	69,908,120.00	0.60
INTL BANK OF RECONSTRUCTION AND DEV	120,513,665.00	1.04
INVESTMENT TRUST OF CALIFORNIA	10,000,000.00	0.09

**Credit Quality (S&P Ratings)**





**Managed Account Issuer Summary**

For the Month Ending **April 30, 2022**

**SAN BERNARDINO COUNTY - 76990800**

<b>Issuer</b>	<b>Market Value of Holdings</b>	<b>Percent</b>
JOHN DEERE OWNER TRUST	53,622,331.19	0.46
JP MORGAN CHASE & CO	224,166,425.00	1.93
LA FAYETTE ASSET SECURITIZATION LLC	97,879,166.00	0.84
LIBERTY STREET FUNDING LLC	24,971,975.00	0.21
MERCEDES-BENZ AUTO LEASE TRUST	34,761,063.05	0.30
MERCEDES-BENZ AUTO RECEIVABLES	39,268,351.98	0.34
METLIFE INC	41,254,354.80	0.35
MORGAN STANLEY	427,000,000.00	3.67
NATIXIS NY BRANCH	273,809,175.00	2.35
NORDEA BANK ABP	49,902,038.20	0.43
NORTHERN TRUST	1,000,000.00	0.01
OLD LINE FUNDING LLC	74,547,725.00	0.64
RABOBANK NEDERLAND	249,418,375.00	2.15
ROYAL BANK OF CANADA	199,509,287.10	1.72
STARBIRD FUNDING CORP	24,997,725.00	0.21
STONECASTLE FICA	25,000,000.00	0.22
SVENSKA HANDELSBANKEN AB	298,712,820.20	2.57
SWEDBANK AB	249,320,343.05	2.14
THE BANK OF NEW YORK MELLON CORPORATION	224,240,741.62	1.93
TORONTO-DOMINION BANK	273,856,370.15	2.36
Toyota Lease Owner Trust	7,449,724.05	0.06
TOYOTA MOTOR CORP	312,632,907.36	2.69
UNITED STATES TREASURY	2,536,441,412.50	21.82
US BANCORP	11,998,308.00	0.10
<b>Total</b>	<b>\$11,627,775,911.44</b>	<b>100.00%</b>

**Managed Account Detail of Securities Held**

For the Month Ending **April 30, 2022**

**SAN BERNARDINO COUNTY - 76990800**

<b>Security Type/Description</b> <b>Dated Date/Coupon/Maturity</b>	<b>CUSIP</b>	<b>Par</b>	<b>S&amp;P Rating</b>	<b>Moody's Rating</b>	<b>Trade Date</b>	<b>Settle Date</b>	<b>Original Cost</b>	<b>YTM at Cost</b>	<b>Accrued Interest</b>	<b>Amortized Cost</b>	<b>Market Value</b>
<b>U.S. Treasury Bond / Note</b>											
US TREASURY NOTES DTD 06/30/2020 0.125% 06/30/2022	912828ZX1	100,000,000.00	AA+	Aaa	03/29/21	03/30/21	100,039,062.50	0.09	41,781.77	100,005,128.56	99,890,620.00
US TREASURY NOTES DTD 06/30/2020 0.125% 06/30/2022	912828ZX1	100,000,000.00	AA+	Aaa	03/29/21	03/30/21	100,046,875.00	0.09	41,781.77	100,006,154.27	99,890,620.00
US TREASURY NOTES DTD 07/31/2017 1.875% 07/31/2022	9128282P4	100,000,000.00	AA+	Aaa	04/29/19	04/30/19	98,746,093.75	2.28	466,160.22	99,903,951.63	100,234,380.00
US TREASURY NOTES DTD 11/02/2015 1.875% 10/31/2022	912828M49	25,000,000.00	AA+	Aaa	11/29/17	11/30/17	24,739,257.81	2.10	1,273.78	24,973,432.17	25,050,780.00
US TREASURY NOTES DTD 05/31/2016 1.625% 05/31/2023	912828R69	50,000,000.00	AA+	Aaa	04/05/19	04/08/19	48,658,203.13	2.31	339,285.71	49,649,927.50	49,671,875.00
US TREASURY NOTES DTD 06/30/2016 1.375% 06/30/2023	912828S35	25,000,000.00	AA+	Aaa	11/08/19	11/12/19	24,701,171.88	1.72	114,899.86	24,904,221.76	24,734,375.00
US TREASURY NOTES DTD 06/30/2016 1.375% 06/30/2023	912828S35	50,000,000.00	AA+	Aaa	04/03/19	04/04/19	48,123,046.88	2.31	229,799.72	49,484,686.64	49,468,750.00
US TREASURY NOTES DTD 07/02/2018 2.625% 06/30/2023	9128284U1	50,000,000.00	AA+	Aaa	04/05/19	04/08/19	50,634,765.63	2.31	438,708.56	50,174,725.00	50,179,690.00
US TREASURY NOTES DTD 06/30/2016 1.375% 06/30/2023	912828S35	100,000,000.00	AA+	Aaa	04/15/19	04/16/19	96,035,156.25	2.37	459,599.45	98,902,956.64	98,937,500.00
US TREASURY NOTES DTD 08/01/2016 1.250% 07/31/2023	912828S92	100,000,000.00	AA+	Aaa	03/27/19	03/28/19	96,265,625.00	2.15	310,773.48	98,926,308.32	98,609,380.00
US TREASURY NOTES DTD 08/31/2016 1.375% 08/31/2023	9128282D1	100,000,000.00	AA+	Aaa	03/28/19	03/29/19	96,562,500.00	2.20	231,657.61	98,964,070.24	98,593,750.00
US TREASURY NOTES DTD 02/28/2017 2.125% 02/29/2024	912828W48	75,000,000.00	AA+	Aaa	03/09/22	03/10/22	75,653,320.31	1.67	268,512.23	75,606,201.51	74,261,715.00
US TREASURY NOTES DTD 05/15/2014 2.500% 05/15/2024	912828WJ5	50,000,000.00	AA+	Aaa	09/30/19	10/01/19	52,062,500.00	1.57	576,657.46	50,910,285.84	49,765,625.00
US TREASURY NOTES DTD 05/15/2014 2.500% 05/15/2024	912828WJ5	50,000,000.00	AA+	Aaa	12/23/19	12/26/19	51,611,328.13	1.73	576,657.46	50,749,337.99	49,765,625.00

**Managed Account Detail of Securities Held**

For the Month Ending **April 30, 2022**

**SAN BERNARDINO COUNTY - 76990800**

<b>Security Type/Description</b>	<b>Dated Date/Coupon/Maturity</b>	<b>CUSIP</b>	<b>Par</b>	<b>S&amp;P Rating</b>	<b>Moody's Rating</b>	<b>Trade Date</b>	<b>Settle Date</b>	<b>Original Cost</b>	<b>YTM at Cost</b>	<b>Accrued Interest</b>	<b>Amortized Cost</b>	<b>Market Value</b>
<b>U.S. Treasury Bond / Note</b>												
US TREASURY N/B NOTES DTD 05/15/2021 0.250% 05/15/2024		91282CCC3	75,000,000.00	AA+	Aaa	02/28/22	03/01/22	72,943,359.38	1.52	86,498.62	73,099,010.84	71,320,312.50
US TREASURY NOTES DTD 05/31/2017 2.000% 05/31/2024		912828XT2	50,000,000.00	AA+	Aaa	03/21/22	03/22/22	49,826,171.88	2.16	417,582.42	49,834,852.44	49,250,000.00
US TREASURY NOTES DTD 06/30/2017 2.000% 06/30/2024		912828XX3	50,000,000.00	AA+	Aaa	09/25/19	09/26/19	50,886,718.75	1.61	334,254.14	50,403,332.11	49,203,125.00
US TREASURY NOTES DTD 06/30/2017 2.000% 06/30/2024		912828XX3	50,000,000.00	AA+	Aaa	10/31/19	11/01/19	51,017,578.13	1.55	334,254.14	50,472,639.05	49,203,125.00
US TREASURY NOTES DTD 06/30/2017 2.000% 06/30/2024		912828XX3	50,000,000.00	AA+	Aaa	11/01/19	11/04/19	50,935,546.88	1.58	334,254.14	50,435,304.46	49,203,125.00
US TREASURY NOTES DTD 06/30/2019 1.750% 06/30/2024		9128286Z8	50,000,000.00	AA+	Aaa	12/11/19	12/12/19	50,173,828.13	1.67	292,472.38	50,082,730.48	48,921,875.00
US TREASURY NOTES DTD 06/30/2019 1.750% 06/30/2024		9128286Z8	50,000,000.00	AA+	Aaa	03/17/22	03/21/22	49,701,171.88	2.02	292,472.38	49,715,897.78	48,921,875.00
US TREASURY NOTES DTD 07/31/2017 2.125% 07/31/2024		9128282N9	50,000,000.00	AA+	Aaa	10/10/19	10/11/19	51,474,609.38	1.49	264,157.46	50,690,671.74	49,273,440.00
US TREASURY NOTES DTD 07/31/2017 2.125% 07/31/2024		9128282N9	50,000,000.00	AA+	Aaa	04/05/22	04/06/22	49,429,687.50	2.63	264,157.46	49,446,520.81	49,273,440.00
US TREASURY NOTES DTD 08/31/2019 1.250% 08/31/2024		912828YE4	50,000,000.00	AA+	Aaa	02/09/22	02/10/22	49,712,890.63	1.48	105,298.92	49,737,508.80	48,234,375.00
US TREASURY NOTES DTD 08/31/2019 1.250% 08/31/2024		912828YE4	50,000,000.00	AA+	Aaa	02/15/22	02/16/22	49,417,968.75	1.72	105,298.92	49,464,430.79	48,234,375.00
US TREASURY NOTES DTD 09/30/2019 1.500% 09/30/2024		912828YH7	50,000,000.00	AA+	Aaa	02/15/22	02/16/22	49,683,593.75	1.75	63,524.59	49,708,059.86	48,453,125.00
US TREASURY NOTES DTD 09/30/2019 1.500% 09/30/2024		912828YH7	50,000,000.00	AA+	Aaa	04/04/22	04/05/22	48,683,593.75	2.60	63,524.59	48,721,246.73	48,453,125.00
US TREASURY N/B NOTES DTD 10/15/2021 0.625% 10/15/2024		91282CDB4	75,000,000.00	AA+	Aaa	03/09/22	03/10/22	72,793,945.31	1.79	20,491.80	72,914,697.78	71,074,215.00

**Managed Account Detail of Securities Held**

For the Month Ending **April 30, 2022**

**SAN BERNARDINO COUNTY - 76990800**

<b>Security Type/Description</b> <b>Dated Date/Coupon/Maturity</b>	<b>CUSIP</b>	<b>Par</b>	<b>S&amp;P Rating</b>	<b>Moody's Rating</b>	<b>Trade Date</b>	<b>Settle Date</b>	<b>Original Cost</b>	<b>YTM at Cost</b>	<b>Accrued Interest</b>	<b>Amortized Cost</b>	<b>Market Value</b>
<b>U.S. Treasury Bond / Note</b>											
US TREASURY N/B NOTES DTD 11/15/2021 0.750% 11/15/2024	91282CDH1	75,000,000.00	AA+	Aaa	03/28/22	03/29/22	71,589,843.75	2.55	259,495.86	71,706,824.16	71,132,812.50
US TREASURY NOTES DTD 01/31/2020 1.375% 01/31/2025	912828Z52	50,000,000.00	AA+	Aaa	10/27/21	10/28/21	50,845,703.13	0.85	170,925.41	50,714,338.66	48,015,625.00
US TREASURY NOTES DTD 02/17/2015 2.000% 02/15/2025	912828J27	50,000,000.00	AA+	Aaa	12/19/19	12/20/19	50,576,171.88	1.77	207,182.32	50,312,246.01	48,812,500.00
US TREASURY N/B NOTES DTD 02/15/2022 1.500% 02/15/2025	91282CDZ1	50,000,000.00	AA+	Aaa	03/02/22	03/03/22	49,767,578.13	1.66	155,386.74	49,780,275.25	48,132,810.00
US TREASURY NOTES DTD 05/15/2015 2.125% 05/15/2025	912828XB1	50,000,000.00	AA+	Aaa	12/09/19	12/10/19	51,109,375.00	1.70	490,158.84	50,620,981.47	48,859,375.00
US TREASURY NOTES DTD 05/31/2020 0.250% 05/31/2025	912828ZT0	50,000,000.00	AA+	Aaa	11/22/21	11/24/21	48,667,968.75	1.02	52,197.80	48,831,879.14	46,101,560.00
US TREASURY NOTES DTD 06/30/2020 0.250% 06/30/2025	912828ZW3	50,000,000.00	AA+	Aaa	11/22/21	11/24/21	48,605,468.75	1.04	41,781.77	48,773,152.11	45,992,190.00
US TREASURY NOTES DTD 06/30/2020 0.250% 06/30/2025	912828ZW3	50,000,000.00	AA+	Aaa	01/24/22	01/25/22	48,166,015.63	1.35	41,781.77	48,306,640.63	45,992,190.00
US TREASURY NOTES DTD 06/30/2020 0.250% 06/30/2025	912828ZW3	75,000,000.00	AA+	Aaa	01/26/22	01/27/22	72,058,593.75	1.43	62,672.65	72,279,787.50	68,988,285.00
US TREASURY NOTES DTD 06/30/2020 0.250% 06/30/2025	912828ZW3	75,000,000.00	AA+	Aaa	01/31/22	02/01/22	71,976,562.50	1.47	62,672.65	72,192,695.78	68,988,285.00
US TREASURY NOTES DTD 07/31/2020 0.250% 07/31/2025	91282CAB7	50,000,000.00	AA+	Aaa	11/22/21	11/24/21	48,470,703.13	1.10	31,077.35	48,650,352.87	45,859,375.00
US TREASURY NOTES DTD 07/31/2020 0.250% 07/31/2025	91282CAB7	50,000,000.00	AA+	Aaa	11/22/21	11/24/21	48,482,421.88	1.09	31,077.35	48,660,695.00	45,859,375.00
US TREASURY NOTES DTD 08/31/2020 0.250% 08/31/2025	91282CAJ0	50,000,000.00	AA+	Aaa	01/18/22	01/19/22	47,859,375.00	1.47	21,059.78	48,024,786.93	45,765,625.00
US TREASURY NOTES DTD 08/31/2020 0.250% 08/31/2025	91282CAJ0	75,000,000.00	AA+	Aaa	03/10/22	03/11/22	70,769,531.25	1.94	31,589.68	70,939,550.09	68,648,437.50

**Managed Account Detail of Securities Held**

For the Month Ending **April 30, 2022**

**SAN BERNARDINO COUNTY - 76990800**

Security Type/Description Dated Date/Coupon/Maturity	CUSIP	Par	S&P Rating	Moody's Rating	Trade Date	Settle Date	Original Cost	YTM at Cost	Accrued Interest	Amortized Cost	Market Value
<b>U.S. Treasury Bond / Note</b>											
US TREASURY NOTES DTD 09/30/2020 0.250% 09/30/2025	91282CAM3	50,000,000.00	AA+	Aaa	03/14/22	03/15/22	46,951,171.88	2.04	10,587.43	47,061,824.33	45,656,250.00
US TREASURY NOTES DTD 10/31/2020 0.250% 10/31/2025	91282CAT8	50,000,000.00	AA+	Aaa	04/05/22	04/06/22	45,789,062.50	2.75	339.67	45,869,793.66	45,562,500.00

**Security Type Sub-Total** **2,625,000,000.00** **2,582,245,117.28** **1.70** **8,745,778.11** **2,590,614,115.33** **2,536,441,412.50**

<b>Supra-National Agency Bond / Note</b>											
INTER-AMERICAN DEVELOPMENT BANK NOTE DTD 09/26/2018 3.000% 09/26/2022	4581X0DD7	25,000,000.00	AAA	Aaa	09/20/18	09/26/18	24,944,000.00	3.06	72,916.67	24,994,327.17	25,149,700.00
INTL BK OF RECON AND DEV NOTE DTD 04/20/2021 0.125% 04/20/2023	459058JV6	75,000,000.00	AAA	Aaa	04/13/21	04/20/21	74,844,750.00	0.23	2,864.58	74,924,714.38	73,461,600.00
INTER-AMERICAN DEVEL BK NOTES DTD 04/24/2020 0.500% 05/24/2023	4581X0DM7	20,000,000.00	AAA	Aaa	04/17/20	04/24/20	19,993,200.00	0.51	43,611.11	19,997,654.76	19,619,820.00
INTER-AMERICAN DEVELOPMENT BANK NOTE DTD 10/04/2013 3.000% 10/04/2023	4581X0CC0	25,000,000.00	AAA	Aaa	03/14/19	03/21/19	25,480,000.00	2.55	56,250.00	25,150,832.33	25,138,600.00
INTL BK RECON & DEVELOP NOTES DTD 11/24/2020 0.250% 11/24/2023	459058JM6	25,000,000.00	AAA	Aaa	11/17/20	11/24/20	24,946,250.00	0.32	27,256.94	24,971,922.37	24,105,200.00
INTL BK RECON & DEVELOP NOTES DTD 03/29/2022 2.250% 03/28/2024	45906M3C3	13,000,000.00	AAA	Aaa	03/22/22	03/29/22	12,989,860.00	2.29	26,000.00	12,990,318.38	12,887,615.00
INTL BANK OF RECON AND DEV SN (FLOATER) DTD 06/16/2020 0.670% 06/17/2024	45906M2B6	10,000,000.00	AAA	Aaa	06/09/20	06/16/20	10,000,000.00	0.48	8,016.80	10,000,000.00	10,059,250.00

**Security Type Sub-Total** **193,000,000.00** **193,198,060.00** **1.10** **236,916.10** **193,029,769.39** **190,421,785.00**

<b>Repurchase Agreement</b>											
CANTOR FITZGERALD REPO AGRMT DTD 04/29/2022 0.250% 05/02/2022	RE1360693	100,000,000.00	AA+	Aaa	04/29/22	04/29/22	100,000,000.00	0.25	1,388.89	100,000,000.00	99,999,416.60

**Managed Account Detail of Securities Held**

For the Month Ending **April 30, 2022**

**SAN BERNARDINO COUNTY - 76990800**

Security Type/Description Dated Date/Coupon/Maturity	CUSIP	Par	S&P Rating	Moody's Rating	Trade Date	Settle Date	Original Cost	YTM at Cost	Accrued Interest	Amortized Cost	Market Value
<b>Security Type Sub-Total</b>		<b>100,000,000.00</b>					<b>100,000,000.00</b>	<b>0.25</b>	<b>1,388.89</b>	<b>100,000,000.00</b>	<b>99,999,416.60</b>
<b>NOW Account</b>											
BANK OF THE WEST MONEY MARKET FUND	BKOFWEST7	100,000,000.00	NR	NR	03/28/22	03/28/22	100,000,000.00	0.19	0.00	100,000,000.00	100,000,000.00
<b>Security Type Sub-Total</b>		<b>100,000,000.00</b>					<b>100,000,000.00</b>	<b>0.19</b>	<b>0.00</b>	<b>100,000,000.00</b>	<b>100,000,000.00</b>
<b>Money Market Mutual Fund</b>											
FIDELITY GOV'T MM FUND 2642	31607A703	1,000,000.00	AAA	AAA	12/11/20	12/11/20	1,000,000.00	0.15	0.00	1,000,000.00	1,000,000.00
NORTHERN TRUST INST GOVT SELECT 848	665278701	1,000,000.00	AAAm	NR	02/28/22	02/28/22	1,000,000.00	0.22	0.00	1,000,000.00	1,000,000.00
FEDERATED GOVT OBLIGATIONS FUND	608919718	1,000,000.00	AAAm	NR	04/08/22	04/08/22	1,000,000.00	0.21	0.00	1,000,000.00	1,000,000.00
MORGAN STANLEY LIQ GOVT-INST FUND	61747C707	427,000,000.00	NR	NR	04/28/22	04/28/22	427,000,000.00	0.30	0.00	427,000,000.00	427,000,000.00
<b>Security Type Sub-Total</b>		<b>430,000,000.00</b>					<b>430,000,000.00</b>	<b>0.30</b>	<b>0.00</b>	<b>430,000,000.00</b>	<b>430,000,000.00</b>
<b>Joint Powers Authority</b>											
INVESTMENT TRUST OF CALIFORNIA	CALTRUST3	10,000,000.00	AAAm	NR	08/26/21	08/26/21	10,000,000.00	0.34	0.00	10,000,000.00	10,000,000.00
CALIFORNIA ASSET MANAGEMENT PROGRAM	CAMPMF025	23,000,000.00	AAAm	NR	03/24/22	03/24/22	23,000,000.00	0.53	0.00	23,000,000.00	23,000,000.00
CALIFORNIA ASSET MANAGEMENT PROGRAM	CAMPMF025	25,000,000.00	AAAm	NR	04/19/22	04/19/22	25,000,000.00	0.53	0.00	25,000,000.00	25,000,000.00
CALIFORNIA ASSET MANAGEMENT PROGRAM	CAMPMF025	30,000,000.00	AAAm	NR	03/25/22	03/25/22	30,000,000.00	0.53	0.00	30,000,000.00	30,000,000.00
CALIFORNIA ASSET MANAGEMENT PROGRAM	CAMPMF025	32,000,000.00	AAAm	NR	04/14/22	04/14/22	32,000,000.00	0.53	0.00	32,000,000.00	32,000,000.00
CALIFORNIA ASSET MANAGEMENT PROGRAM	CAMPMF025	40,000,000.00	AAAm	NR	04/01/22	04/01/22	40,000,000.00	0.53	0.00	40,000,000.00	40,000,000.00
CALIFORNIA ASSET MANAGEMENT PROGRAM	CAMPMF025	50,000,000.00	AAAm	NR	03/28/22	03/28/22	50,000,000.00	0.53	0.00	50,000,000.00	50,000,000.00
CALIFORNIA ASSET MANAGEMENT PROGRAM	CAMPMF025	50,000,000.00	AAAm	NR	04/19/22	04/19/22	50,000,000.00	0.53	0.00	50,000,000.00	50,000,000.00

Managed Account Detail of Securities Held

For the Month Ending April 30, 2022

SAN BERNARDINO COUNTY - 76990800

Security Type/Description Dated Date/Coupon/Maturity	CUSIP	Par	S&P Rating	Moody's Rating	Trade Date	Settle Date	Original Cost	YTM at Cost	Accrued Interest	Amortized Cost	Market Value
<b>Joint Powers Authority</b>											
CALIFORNIA ASSET MANAGEMENT PROGRAM	CAMPMF025	150,000,000.00	AAAm	NR	04/07/22	04/07/22	150,000,000.00	0.53	0.00	150,000,000.00	150,000,000.00
CALIFORNIA ASSET MANAGEMENT PROGRAM	CAMPMF025	160,000,000.00	AAAm	NR	04/07/22	04/07/22	160,000,000.00	0.53	0.00	160,000,000.00	160,000,000.00
<b>Security Type Sub-Total</b>		<b>570,000,000.00</b>					<b>570,000,000.00</b>	<b>0.53</b>	<b>0.00</b>	<b>570,000,000.00</b>	<b>570,000,000.00</b>
<b>Federally Insured Cash Account</b>											
STONECASTLE FICA	FICAMF003	25,000,000.00	NR	NR	08/30/19	08/30/19	25,000,000.00	0.18	0.00	25,000,000.00	25,000,000.00
<b>Security Type Sub-Total</b>		<b>25,000,000.00</b>					<b>25,000,000.00</b>	<b>0.18</b>	<b>0.00</b>	<b>25,000,000.00</b>	<b>25,000,000.00</b>
<b>Federal Agency Commercial Mortgage-Backed Security</b>											
FHMS K033 A2 DTD 10/01/2013 3.060% 07/01/2023	3137B4WB8	2,800,000.00	AA+	Aaa	12/01/20	12/04/20	2,978,718.75	0.56	7,140.00	2,881,080.07	2,800,250.12
<b>FHLMC SERIES K037 A2 DTD 03/01/2014 3.490% 01/01/2024</b>	<b>3137B7YY9</b>	<b>59,843,000.00</b>	<b>AA+</b>	<b>Aaa</b>	<b>04/27/22</b>	<b>05/02/22</b>	<b>60,530,259.45</b>	<b>2.78</b>	<b>5,801.45</b>	<b>60,530,259.45</b>	<b>60,092,897.19</b>
FHMS KMP1 A2 DTD 09/01/2017 2.982% 08/01/2024	3137FATE8	50,000,000.00	AA+	Aaa	02/24/21	03/01/21	54,023,437.50	0.60	124,250.00	52,651,152.17	49,550,655.50
FHMS K729 A2 DTD 12/01/2017 3.136% 10/01/2024	3137FCM43	16,500,000.00	AA+	Aaa	01/27/21	01/29/21	17,969,531.25	0.68	43,120.00	17,468,729.03	16,412,834.30
FHMS K045 A2 DTD 05/01/2015 3.023% 01/01/2025	3137BHXJ1	25,000,000.00	AA+	Aaa	12/14/20	12/17/20	27,465,820.31	0.55	62,979.17	26,630,515.33	24,859,351.75
FHMS K732 AM DTD 06/28/2018 3.700% 05/01/2025	3137FG7G4	25,000,000.00	AA+	Aaa	03/02/22	03/07/22	26,244,140.63	2.07	77,083.33	26,184,689.95	25,238,476.75
FHMS KJ32 A1 DTD 11/01/2020 0.516% 06/01/2025	3137F72U8	1,186,970.16	AA+	Aaa	11/19/20	11/30/20	1,186,965.41	0.52	510.40	1,186,966.90	1,115,896.12
<b>FHLMC SERIES K049 A2 DTD 10/01/2015 3.010% 07/01/2025</b>	<b>3137BLMZ8</b>	<b>10,000,000.00</b>	<b>AA+</b>	<b>Aaa</b>	<b>04/27/22</b>	<b>05/02/22</b>	<b>10,024,218.75</b>	<b>2.93</b>	<b>836.11</b>	<b>10,024,218.75</b>	<b>9,916,996.80</b>
FHMS K733 A2 DTD 11/09/2018 3.750% 08/01/2025	3137FJXQ7	3,330,000.00	AA+	Aaa	10/28/21	11/02/21	3,615,001.17	1.40	10,406.25	3,577,501.02	3,358,685.49

**Managed Account Detail of Securities Held**

For the Month Ending **April 30, 2022**

**SAN BERNARDINO COUNTY - 76990800**

<b>Security Type/Description</b>	<b>Dated Date/Coupon/Maturity</b>	<b>CUSIP</b>	<b>Par</b>	<b>S&amp;P Rating</b>	<b>Moody's Rating</b>	<b>Trade Date</b>	<b>Settle Date</b>	<b>Original Cost</b>	<b>YTM at Cost</b>	<b>Accrued Interest</b>	<b>Amortized Cost</b>	<b>Market Value</b>
<b>Federal Agency Commercial Mortgage-Backed Security</b>												
FHMS K050 A2 DTD 11/01/2015 3.334% 08/01/2025		3137BLW95	30,000,000.00	AA+	Aaa	03/17/22	03/21/22	30,856,640.63	2.45	83,350.00	30,828,062.71	30,025,851.60
FHMS K726 A1 DTD 06/01/2017 2.700% 10/01/2025		3137BYLE8	25,000,000.00	AA+	Aaa	04/27/21	04/30/21	26,863,281.25	0.98	56,250.00	26,441,014.42	24,466,161.50
FHMS KJ23 A1 DTD 01/29/2019 3.683% 10/01/2025		3137FKSQ0	60,000,000.00	AA+	Aaa	06/10/21	06/15/21	65,231,250.00	1.58	184,150.00	64,164,328.39	60,692,569.20
FRESB 2021-SB82 A5 DTD 01/01/2021 0.670% 11/01/2025		30318CAA5	1,305,269.02	AA+	Aaa	01/13/21	01/22/21	1,311,670.06	0.57	728.78	1,309,967.03	1,311,664.84
FRESB 2021-SB82 A5 DTD 01/01/2021 0.670% 11/01/2025		30318CAA5	3,045,627.72	AA+	Aaa	01/13/21	01/22/21	3,060,563.48	0.57	1,700.48	3,056,589.75	3,060,551.29
FHMS KJ33 A1 DTD 02/01/2021 0.440% 12/01/2025		3137F9ZD6	3,338,599.32	AA+	Aaa	02/17/21	02/26/21	3,338,492.49	0.44	1,224.15	3,338,518.84	3,209,676.07
FRESB 2021-SB83 DTD 02/01/2021 0.670% 01/01/2026		30318NAA1	3,797,713.76	AA+	Aaa	02/10/21	02/19/21	3,815,547.82	0.57	2,120.39	3,811,172.10	3,815,563.01
FHMS KJ34 A1 DTD 07/01/2021 0.681% 06/01/2026		3137H1LS3	8,497,574.80	AA+	Aaa	07/20/21	07/29/21	8,497,472.82	0.68	4,822.37	8,497,488.74	7,820,791.57
FHMS K736 A2 DTD 09/01/2019 2.282% 07/01/2026		3137FNWX4	15,000,000.00	AA+	Aaa	12/08/21	12/13/21	15,558,984.38	1.44	28,525.00	15,512,206.04	14,347,004.55
FHMS K729 A2 DTD 01/01/2020 2.525% 10/01/2026		3137FQXJ7	8,250,000.00	AA+	Aaa	06/28/21	06/30/21	8,815,898.44	1.18	17,359.38	8,725,956.27	7,968,221.75
FHMS KJ36 A1 DTD 12/01/2021 1.298% 12/01/2026		3137H4RZ5	2,293,779.89	AA+	Aaa	12/07/21	12/16/21	2,293,770.71	1.30	2,481.11	2,293,771.40	2,132,878.52
FHMS K062 A2 DTD 02/01/2017 3.413% 12/01/2026		3137BUX60	10,000,000.00	AA+	Aaa	01/20/22	01/25/22	10,750,000.00	1.80	28,441.67	10,709,345.00	10,036,800.90
FHMS K062 A2 DTD 02/01/2017 3.413% 12/01/2026		3137BUX60	18,867,855.00	AA+	Aaa	01/20/22	01/25/22	20,306,528.94	1.77	53,663.32	20,228,543.23	18,937,290.40
FRESB 2022-SB97 DTD 04/01/2022 1.780% 02/01/2027		30311SAA7	22,000,000.00	AA+	Aaa	04/13/22	04/22/22	21,128,096.00	2.66	32,633.33	21,132,590.35	20,651,180.00



**Managed Account Detail of Securities Held**

For the Month Ending **April 30, 2022**

**SAN BERNARDINO COUNTY - 76990800**

<b>Security Type/Description</b>	<b>Dated Date/Coupon/Maturity</b>	<b>CUSIP</b>	<b>Par</b>	<b>S&amp;P Rating</b>	<b>Moody's Rating</b>	<b>Trade Date</b>	<b>Settle Date</b>	<b>Original Cost</b>	<b>YTM at Cost</b>	<b>Accrued Interest</b>	<b>Amortized Cost</b>	<b>Market Value</b>
<b>Federal Agency Commercial Mortgage-Backed Security</b>												
FHMS KJ39 A1 DTD 04/01/2022 2.750% 04/01/2027		3137H73W1	45,500,000.00	AA+	Aaa	04/13/22	04/21/22	45,492,492.50	2.75	104,270.83	45,492,534.07	44,574,009.94
FHLMC MULTIFAMILY STRUCTURED P DTD 07/01/2017 3.243% 04/01/2027		3137F1G44	50,000,000.00	AA+	Aaa	04/19/22	04/22/22	50,287,109.38	3.12	135,125.00	50,285,677.81	49,823,564.00
FHLMC MULTIFAMILY STRUCTURED P DTD 08/01/2017 3.117% 06/01/2027		3137F2LJ3	36,557,817.00	AA+	Aaa	02/15/22	02/18/22	38,105,812.06	2.27	94,958.93	38,048,033.08	36,281,347.05
<b>Security Type Sub-Total</b>			<b>537,114,206.67</b>					<b>559,751,704.18</b>	<b>1.91</b>	<b>1,163,931.45</b>	<b>555,010,911.90</b>	<b>532,501,170.21</b>
<b>Federal Agency Bond / Note</b>												
FEDERAL FARM CREDIT BANK NOTES DTD 05/06/2020 0.250% 05/06/2022		3133ELYR9	100,000,000.00	AA+	Aaa	04/30/20	05/06/20	99,873,000.00	0.31	121,527.78	99,999,130.14	99,994,300.00
FEDERAL HOME LOAN BANK DTD 06/01/2012 2.125% 06/10/2022		313379Q69	25,000,000.00	AA+	Aaa	07/15/19	07/16/19	25,156,500.00	1.90	208,072.92	25,005,905.66	25,031,975.00
FFCB NOTES DTD 12/16/2019 1.630% 06/15/2022		3133ELDK7	40,000,000.00	AA+	Aaa	12/04/19	12/16/19	39,997,880.80	1.63	246,311.11	39,999,895.43	40,032,400.00
FREDDIE MAC NOTES DTD 07/23/2020 0.125% 07/25/2022		3137EAET2	25,000,000.00	AA+	Aaa	07/21/20	07/23/20	24,943,500.00	0.24	8,333.33	24,993,439.21	24,945,950.00
FANNIE MAE NOTES DTD 09/06/2019 1.375% 09/06/2022		3135G0W33	75,000,000.00	AA+	Aaa	09/05/19	09/06/19	74,739,000.00	1.49	157,552.08	74,969,518.25	75,023,550.00
FEDERAL HOME LOAN BANKS NOTES DTD 08/13/2012 2.000% 09/09/2022		313380GJ0	10,000,000.00	AA+	Aaa	08/28/19	08/29/19	10,150,500.00	1.49	28,888.89	10,017,809.85	10,025,130.00
FEDERAL HOME LOAN BANK NOTES DTD 10/22/2020 0.125% 10/21/2022		3130AKDH6	64,000,000.00	AA+	Aaa	10/21/20	10/22/20	63,915,520.00	0.19	2,222.22	63,979,951.93	63,604,352.00
FFCB NOTES DTD 11/23/2020 0.125% 11/23/2022		3133EMGX4	75,000,000.00	AA+	Aaa	11/16/20	11/23/20	74,856,750.00	0.22	41,145.83	74,959,576.03	74,399,550.00
FEDERAL FARM CREDIT BANK NOTES DTD 02/03/2021 0.125% 02/03/2023		3133EMPH9	10,000,000.00	AA+	Aaa	01/26/21	02/03/21	9,994,400.00	0.15	3,055.56	9,997,867.40	9,871,000.00
FEDERAL FARM CREDIT BANK NOTES DTD 02/03/2021 0.125% 02/03/2023		3133EMPH9	40,000,000.00	AA+	Aaa	01/26/21	02/03/21	39,977,600.00	0.15	12,222.22	39,991,469.59	39,484,000.00

**Managed Account Detail of Securities Held**

For the Month Ending **April 30, 2022**

**SAN BERNARDINO COUNTY - 76990800**

<b>Security Type/Description Dated Date/Coupon/Maturity</b>	<b>CUSIP</b>	<b>Par</b>	<b>S&amp;P Rating</b>	<b>Moody's Rating</b>	<b>Trade Date</b>	<b>Settle Date</b>	<b>Original Cost</b>	<b>YTM at Cost</b>	<b>Accrued Interest</b>	<b>Amortized Cost</b>	<b>Market Value</b>
<b>Federal Agency Bond / Note</b>											
FEDERAL HOME LOAN BANKS NOTES DTD 02/21/2020 1.375% 02/17/2023	3130AJ7E3	50,000,000.00	AA+	Aaa	02/20/20	02/21/20	49,908,000.00	1.44	141,319.44	49,975,399.27	49,798,750.00
FEDERAL HOME LOAN BANKS NOTES DTD 03/01/2018 2.750% 03/10/2023	3130ADRG9	10,000,000.00	AA+	Aaa	01/07/19	01/09/19	10,042,680.00	2.64	38,958.33	10,008,782.93	10,068,380.00
FREDDIE MAC NOTES DTD 04/20/2020 0.375% 04/20/2023	3137EAEQ8	50,000,000.00	AA+	Aaa	04/17/20	04/20/20	49,875,000.00	0.46	5,729.17	49,959,589.04	49,179,550.00
FREDDIE MAC NOTES DTD 05/07/2020 0.375% 05/05/2023	3137EAER6	100,000,000.00	AA+	Aaa	05/05/20	05/07/20	99,958,000.00	0.39	183,333.33	99,985,820.68	98,269,600.00
FFCB NOTES DTD 05/10/2021 0.125% 05/10/2023	3133EMYX4	56,000,000.00	AA+	Aaa	05/05/21	05/10/21	55,928,320.00	0.19	33,250.00	55,963,276.27	54,876,920.00
FANNIE MAE NOTES DTD 05/22/2020 0.250% 05/22/2023	3135G04Q3	100,000,000.00	AA+	Aaa	05/20/20	05/22/20	99,699,000.00	0.35	110,416.67	99,893,894.06	97,967,500.00
FFCB FLOATING NOTES DTD 06/09/2020 0.620% 06/09/2023	3133ELH72	45,000,000.00	AA+	Aaa	06/03/20	06/09/20	45,000,000.00	0.39	37,512.50	45,000,000.00	45,152,685.00
FREDDIE MAC NOTES DTD 06/26/2020 0.250% 06/26/2023	3137EAES4	23,000,000.00	AA+	Aaa	06/24/20	06/26/20	22,932,840.00	0.35	19,965.28	22,974,178.67	22,465,664.00
FANNIE MAE NOTES DTD 07/10/2020 0.250% 07/10/2023	3135G05G4	50,000,000.00	AA+	Aaa	07/08/20	07/10/20	49,892,500.00	0.32	38,541.67	49,957,294.52	48,748,050.00
FEDERAL FARM CREDIT BANKS NOTES DTD 08/14/2019 1.600% 08/14/2023	3133EKZK5	10,000,000.00	AA+	Aaa	08/28/19	08/29/19	10,047,100.00	1.48	34,222.22	10,015,309.13	9,893,300.00
FREDDIE MAC NOTES DTD 08/21/2020 0.250% 08/24/2023	3137EAEV7	45,000,000.00	AA+	Aaa	08/19/20	08/21/20	44,954,100.00	0.28	20,937.50	44,979,934.43	43,719,615.00
FEDERAL HOME LOAN BANK NOTES DTD 09/10/2021 0.125% 08/28/2023	3130ANYM6	50,000,000.00	AA+	Aaa	09/09/21	09/10/21	49,894,000.00	0.23	10,709.27	49,928,446.30	48,485,050.00
FREDDIE MAC NOTES DTD 09/04/2020 0.250% 09/08/2023	3137EAEW5	32,000,000.00	AA+	Aaa	09/03/20	09/04/20	31,989,440.00	0.26	11,777.78	31,995,243.68	31,050,528.00
FREDDIE MAC NOTES DTD 10/16/2020 0.125% 10/16/2023	3137EAey1	64,000,000.00	AA+	Aaa	10/14/20	10/16/20	63,761,280.00	0.25	3,333.33	63,883,801.13	61,806,144.00

**Managed Account Detail of Securities Held**

For the Month Ending **April 30, 2022**

**SAN BERNARDINO COUNTY - 76990800**

<b>Security Type/Description Dated Date/Coupon/Maturity</b>	<b>CUSIP</b>	<b>Par</b>	<b>S&amp;P Rating</b>	<b>Moody's Rating</b>	<b>Trade Date</b>	<b>Settle Date</b>	<b>Original Cost</b>	<b>YTM at Cost</b>	<b>Accrued Interest</b>	<b>Amortized Cost</b>	<b>Market Value</b>
<b>Federal Agency Bond / Note</b>											
FREDDIE MAC NOTES DTD 11/05/2020 0.250% 11/06/2023	3137EAEZ8	75,000,000.00	AA+	Aaa	11/03/20	11/05/20	74,932,500.00	0.28	91,145.83	74,965,880.47	72,438,600.00
FEDERAL HOME LOAN BANK NOTES DTD 11/12/2021 0.500% 11/09/2023	3130APU29	35,000,000.00	AA+	Aaa	11/10/21	11/12/21	34,983,900.00	0.52	82,152.78	34,987,664.79	33,927,775.00
FANNIE MAE NOTES DTD 11/25/2020 0.250% 11/27/2023	3135G06H1	50,000,000.00	AA+	Aaa	11/23/20	11/25/20	49,943,000.00	0.29	53,472.22	49,970,123.06	48,212,800.00
FREDDIE MAC NOTES DTD 12/04/2020 0.250% 12/04/2023	3137EAFA2	62,000,000.00	AA+	Aaa	12/02/20	12/04/20	61,938,620.00	0.28	63,291.67	61,967,376.11	59,728,940.00
FANNIE MAE NOTES DTD 02/08/2019 2.500% 02/05/2024	3135G0V34	100,000,000.00	AA+	Aaa	02/07/19	02/08/19	99,628,000.00	2.58	597,222.22	99,868,381.79	99,676,000.00
FHLB BONDS DTD 02/15/2019 2.500% 02/13/2024	3130AFW94	50,000,000.00	AA+	Aaa	02/14/19	02/15/19	49,823,000.00	2.58	270,833.33	49,936,633.22	49,827,400.00
FEDERAL HOME LOAN BANK NOTES DTD 03/25/2022 2.125% 02/28/2024	3130ARHG9	30,000,000.00	AA+	Aaa	03/24/22	03/25/22	29,965,800.00	2.19	63,750.00	29,967,594.89	29,690,640.00
FHLMC (CALLABLE) NOTES DTD 04/29/2020 0.570% 04/29/2024	3134GVPP7	25,000,000.00	AA+	Aaa	04/27/20	04/29/20	25,000,000.00	0.57	791.67	25,000,000.00	23,946,650.00
FHLMC (CALLABLE) NOTES DTD 05/20/2020 0.510% 05/20/2024	3134GVUY2	25,000,000.00	AA+	Aaa	05/12/20	05/20/20	25,000,000.00	0.51	57,020.83	25,000,000.00	23,873,650.00
FHLMC (CALLABLE) NOTES DTD 05/20/2020 0.500% 05/20/2024	3134GVXC7	25,000,000.00	AA+	Aaa	05/18/20	05/20/20	25,000,000.00	0.50	55,902.78	25,000,000.00	23,868,700.00
FANNIE MAE NOTES DTD 07/08/2019 1.750% 07/02/2024	3135G0V75	25,000,000.00	AA+	Aaa	07/08/19	07/09/19	24,781,000.00	1.94	144,618.06	24,904,578.57	24,451,375.00
FEDERAL HOME LOAN BANK NOTES DTD 08/15/2014 2.875% 09/13/2024	3130A2UW4	25,000,000.00	AA+	Aaa	09/23/19	09/24/19	26,450,750.00	1.65	95,833.34	25,691,822.41	25,024,875.00
FEDERAL HOME LOAN BANK NOTES DTD 08/15/2014 2.875% 09/13/2024	3130A2UW4	25,000,000.00	AA+	Aaa	09/25/19	09/26/19	26,433,325.00	1.67	95,833.34	25,684,266.51	25,024,875.00
FANNIE MAE NOTES DTD 10/18/2019 1.625% 10/15/2024	3135G0W66	25,000,000.00	AA+	Aaa	10/17/19	10/18/19	24,957,250.00	1.66	18,055.56	24,978,953.12	24,279,125.00

**Managed Account Detail of Securities Held**

For the Month Ending **April 30, 2022**

**SAN BERNARDINO COUNTY - 76990800**

<b>Security Type/Description</b>	<b>Dated Date/Coupon/Maturity</b>	<b>CUSIP</b>	<b>Par</b>	<b>S&amp;P Rating</b>	<b>Moody's Rating</b>	<b>Trade Date</b>	<b>Settle Date</b>	<b>Original Cost</b>	<b>YTM at Cost</b>	<b>Accrued Interest</b>	<b>Amortized Cost</b>	<b>Market Value</b>
<b>Federal Agency Bond / Note</b>												
FFCB NOTES DTD 11/18/2021 0.875% 11/18/2024		3133ENEJ5	75,000,000.00	AA+	Aaa	11/15/21	11/18/21	74,913,750.00	0.91	297,135.42	74,926,656.02	71,335,275.00
FEDERAL HOME LOAN BANK NOTES DTD 11/06/2014 2.750% 12/13/2024		3130A3GE8	10,000,000.00	AA+	Aaa	12/04/19	12/05/19	10,515,630.00	1.68	105,416.67	10,268,914.39	9,962,250.00
FEDERAL HOME LOAN BANK NOTES DTD 11/06/2014 2.750% 12/13/2024		3130A3GE8	25,000,000.00	AA+	Aaa	12/03/19	12/05/19	26,384,500.00	1.60	263,541.67	25,722,052.59	24,905,625.00
FEDERAL HOME LOAN BANK NOTES DTD 11/06/2014 2.750% 12/13/2024		3130A3GE8	25,000,000.00	AA+	Aaa	12/04/19	12/05/19	26,287,500.00	1.68	263,541.67	25,671,464.58	24,905,625.00
FFCB NOTES DTD 01/11/2022 1.125% 01/06/2025		3133ENKS8	38,000,000.00	AA+	Aaa	01/06/22	01/11/22	37,914,500.00	1.20	130,625.00	37,923,120.53	36,264,122.00
FANNIE MAE NOTES DTD 01/10/2020 1.625% 01/07/2025		3135G0X24	75,000,000.00	AA+	Aaa	01/08/20	01/10/20	74,760,750.00	1.69	385,937.50	74,871,193.26	72,530,400.00
FREDDIE MAC NOTES DTD 02/14/2020 1.500% 02/12/2025		3137EAEP0	50,000,000.00	AA+	Aaa	02/13/20	02/14/20	49,961,500.00	1.52	164,583.33	49,978,524.38	48,117,700.00
FEDERAL FARM CREDIT BANK NOTES DTD 02/15/2022 1.750% 02/14/2025		3133ENPG9	30,000,000.00	AA+	Aaa	02/10/22	02/15/22	29,919,900.00	1.84	110,833.33	29,925,386.30	29,067,510.00
FEDERAL HOME LOAN BANKS NOTES DTD 02/17/2015 2.375% 03/14/2025		3130A4CH3	25,840,000.00	AA+	Aaa	12/05/19	12/06/19	26,658,094.40	1.74	80,121.94	26,285,383.34	25,447,774.64
FANNIE MAE NOTES DTD 04/24/2020 0.625% 04/22/2025		3135G03U5	50,000,000.00	AA+	Aaa	04/22/20	04/24/20	49,897,000.00	0.67	7,812.50	49,938,617.87	46,714,550.00
FHLMC (CALLABLE) NOTES DTD 05/06/2020 0.700% 05/06/2025		3134GVPR3	25,000,000.00	AA+	Aaa	04/27/20	05/06/20	25,000,000.00	0.70	85,069.44	25,000,000.00	23,370,225.00
FANNIE MAE NOTES DTD 06/19/2020 0.500% 06/17/2025		3135G04Z3	50,000,000.00	AA+	Aaa	06/17/20	06/19/20	49,896,500.00	0.54	93,055.56	49,935,142.27	46,353,750.00
FREDDIE MAC NOTES DTD 07/23/2020 0.375% 07/21/2025		3137EAEU9	45,000,000.00	AA+	Aaa	07/21/20	07/23/20	44,775,900.00	0.48	46,875.00	44,855,391.61	41,483,790.00
FANNIE MAE NOTES DTD 08/27/2020 0.375% 08/25/2025		3135G05X7	50,000,000.00	AA+	Aaa	08/25/20	08/27/20	49,766,000.00	0.47	34,375.00	49,844,513.16	45,954,100.00

**Managed Account Detail of Securities Held**

For the Month Ending **April 30, 2022**

**SAN BERNARDINO COUNTY - 76990800**

<b>Security Type/Description</b> <b>Dated Date/Coupon/Maturity</b>	<b>CUSIP</b>	<b>Par</b>	<b>S&amp;P Rating</b>	<b>Moody's Rating</b>	<b>Trade Date</b>	<b>Settle Date</b>	<b>Original Cost</b>	<b>YTM at Cost</b>	<b>Accrued Interest</b>	<b>Amortized Cost</b>	<b>Market Value</b>
<b>Federal Agency Bond / Note</b>											
FREDDIE MAC (CALLABLE) NOTES DTD 09/02/2020 0.550% 09/02/2025	3134GWA22	19,900,000.00	AA+	Aaa	09/02/20	09/03/20	19,900,000.00	0.55	17,937.64	19,900,000.00	18,372,535.70
FEDERAL HOME LOAN BANK NOTES DTD 09/11/2020 0.375% 09/04/2025	3130AK5E2	14,000,000.00	AA+	Aaa	09/10/20	09/11/20	13,958,000.00	0.44	8,312.50	13,971,784.50	12,850,614.00
FREDDIE MAC NOTES DTD 09/25/2020 0.375% 09/23/2025	3137EAEX3	20,000,000.00	AA+	Aaa	09/23/20	09/25/20	19,939,800.00	0.44	7,916.67	19,959,041.56	18,339,440.00
FANNIE MAE NOTES DTD 11/12/2020 0.500% 11/07/2025	3135G06G3	45,000,000.00	AA+	Aaa	11/09/20	11/12/20	44,838,900.00	0.57	108,750.00	44,886,230.31	41,308,245.00
<b>Security Type Sub-Total</b>		<b>2,398,740,000.00</b>					<b>2,401,612,280.20</b>	<b>0.86</b>	<b>5,421,102.90</b>	<b>2,400,222,225.21</b>	<b>2,335,148,879.34</b>
<b>Corporate Note</b>											
JOHN DEERE CAPITAL CORP CORP NOTES DTD 09/12/2019 1.950% 06/13/2022	24422EVA4	5,000,000.00	A	A2	09/10/19	09/12/19	4,993,550.00	2.00	37,375.00	4,999,724.03	4,999,920.00
JOHN DEERE CAPITAL CORP CORPORATE NOTES DTD 06/04/2020 0.550% 07/05/2022	24422EVG1	5,000,000.00	A	A2	06/01/20	06/04/20	4,998,950.00	0.56	8,861.11	4,999,910.32	4,993,865.00
CHEVRON USA INC CORPORATE NOTES DTD 08/12/2020 0.333% 08/12/2022	166756AF3	14,500,000.00	AA-	Aa2	08/10/20	08/12/20	14,500,000.00	0.33	10,595.88	14,500,000.00	14,408,635.50
EXXON MOBIL CORPORATION CORPORATE NOTES DTD 08/16/2019 1.902% 08/16/2022	30231GBB7	3,000,000.00	AA-	Aa2	08/13/19	08/16/19	3,000,000.00	1.90	11,887.50	3,000,000.00	2,999,862.00
US BANK NA CINCINNATI DTD 12/09/2019 1.950% 01/09/2023	90331HPF4	12,000,000.00	AA-	A1	12/05/19	12/09/19	11,989,920.00	1.98	72,800.00	11,997,737.14	11,998,308.00
BANK OF NY MELLON CORP NOTES (CALLABLE) DTD 01/28/2020 1.850% 01/27/2023	06406RAM9	5,000,000.00	A	A1	04/23/20	04/27/20	5,072,350.00	1.31	24,152.78	5,018,161.33	4,992,600.00
BANK OF NY MELLON CORP NOTES (CALLABLE) DTD 01/28/2020 1.850% 01/27/2023	06406RAM9	17,241,000.00	A	A1	03/15/22	03/17/22	17,270,654.52	1.65	83,283.61	17,266,068.77	17,215,483.32

**Managed Account Detail of Securities Held**

For the Month Ending **April 30, 2022**

**SAN BERNARDINO COUNTY - 76990800**

<b>Security Type/Description</b>	<b>Dated Date/Coupon/Maturity</b>	<b>CUSIP</b>	<b>Par</b>	<b>S&amp;P Rating</b>	<b>Moody's Rating</b>	<b>Trade Date</b>	<b>Settle Date</b>	<b>Original Cost</b>	<b>YTM at Cost</b>	<b>Accrued Interest</b>	<b>Amortized Cost</b>	<b>Market Value</b>
<b>Corporate Note</b>												
TOTOTA MOTOR CREDIT CORP CORP NOTE (FLOA) DTD 12/13/2021 0.650% 06/13/2023		89236TJS5	10,000,000.00	A+	A1	12/08/21	12/13/21	10,000,000.00	0.40	3,152.78	10,000,000.00	9,984,450.00
JOHN DEERE CAPITAL CORP CORPORATE NOTES DTD 06/04/2020 0.700% 07/05/2023		24422EVH9	3,000,000.00	A	A2	06/01/20	06/04/20	2,997,540.00	0.73	6,766.67	2,999,060.57	2,927,940.00
CHEVRON USA INC CORPORATE NOTES DTD 08/12/2020 0.426% 08/11/2023		166756AJ5	10,000,000.00	AA-	Aa2	08/10/20	08/12/20	10,000,000.00	0.43	9,466.67	10,000,000.00	9,735,900.00
JOHN DEERE CAPITAL CORP CORPORATE NOTES DTD 10/09/2020 0.400% 10/10/2023		24422EVJ5	3,000,000.00	A	A2	10/06/20	10/09/20	2,996,520.00	0.44	700.00	2,998,326.68	2,897,655.00
JOHN DEERE CAPITAL CORP CORPORATE NOTES DTD 01/10/2022 0.900% 01/10/2024		24422EVX4	3,000,000.00	A	A2	01/04/22	01/10/22	2,999,520.00	0.91	8,325.00	2,999,592.99	2,901,618.00
BANK OF NY MELLON CORP NOTES (CALLABLE) DTD 02/04/2014 3.650% 02/04/2024		06406HCS6	6,957,000.00	A	A1	11/18/21	11/22/21	7,363,010.52	0.96	61,366.54	7,279,080.70	7,023,933.30
TOYOTA MOTOR CREDIT CORP CORPORATE NOTES DTD 03/22/2022 2.500% 03/22/2024		89236TJX4	20,000,000.00	A+	A1	03/18/22	03/22/22	19,987,600.00	2.53	54,166.67	19,988,278.52	19,810,260.00
AMAZON.COM INC CORPORATE NOTES DTD 04/13/2022 2.730% 04/13/2024		023135CD6	50,000,000.00	AA	A1	04/11/22	04/13/22	50,000,000.00	2.73	68,250.00	50,000,000.00	49,971,400.00
BANK ON NY MELLON CORP FLT NOTES (CALLAB) DTD 04/26/2021 0.560% 04/26/2024		06406RAT4	15,000,000.00	A	A1	04/19/21	04/26/21	15,000,000.00	0.27	1,104.17	15,000,000.00	14,922,645.00
BANK OF NY MELLON CORP NOTES (CALLABLE) DTD 04/26/2021 0.500% 04/26/2024		06406RAS6	35,000,000.00	A	A1	04/19/21	04/26/21	34,962,550.00	0.54	2,430.56	34,975,192.79	33,281,080.00

Managed Account Detail of Securities Held

For the Month Ending April 30, 2022

SAN BERNARDINO COUNTY - 76990800

Security Type/Description Dated Date/Coupon/Maturity	CUSIP	Par	S&P Rating	Moody's Rating	Trade Date	Settle Date	Original Cost	YTM at Cost	Accrued Interest	Amortized Cost	Market Value
<b>Corporate Note</b>											
JOHN DEERE CAPITAL CORP CORPORATE NOTES DTD 06/10/2021 0.450% 06/07/2024	24422EVQ9	30,000,000.00	A	A2	06/07/21	06/10/21	29,962,500.00	0.49	54,000.00	29,973,650.50	28,498,950.00
TOYOTA MOTOR CREDIT CORP CORPORATE NOTES DTD 06/18/2021 0.500% 06/18/2024	89236TJH9	15,000,000.00	A+	A1	06/15/21	06/18/21	14,982,150.00	0.54	27,708.33	14,987,312.82	14,188,875.00
TOTOTA MOTOR CREDIT CORP NOTE (FLOAT) DTD 06/18/2021 0.560% 06/18/2024	89236TJJ5	20,000,000.00	A+	A1	06/15/21	06/18/21	20,000,000.00	0.27	12,939.68	20,000,000.00	19,839,120.00
JOHN DEERE CAPITAL CORP CORPORATE NOTES DTD 09/10/2021 0.625% 09/10/2024	24422EVU0	15,000,000.00	A	A2	09/07/21	09/10/21	14,990,250.00	0.65	13,281.25	14,992,322.76	14,185,965.00
TOYOTA MOTOR CREDIT CORP CORPORATE NOTES DTD 09/13/2021 0.625% 09/13/2024	89236TJN6	40,000,000.00	A+	A1	09/08/21	09/13/21	39,981,200.00	0.64	33,333.33	39,985,145.26	37,727,160.00
BANK OF NY MELLON CORP (CALLABLE) CORPOR DTD 10/25/2021 0.850% 10/25/2024	06406RAX5	50,000,000.00	A	A1	10/20/21	10/25/21	49,967,500.00	0.87	7,083.33	49,973,074.82	47,349,050.00
BANK OF NY MELLON CORP FLT NOTES (CALLAB DTD 10/25/2021 0.500% 10/25/2024	06406RAY3	50,000,000.00	A	A1	10/20/21	10/25/21	50,000,000.00	0.25	3,930.62	50,000,000.00	49,555,850.00
JOHN DEERE CAPITAL CORP CORPORATE NOTES DTD 01/10/2022 1.250% 01/10/2025	24422EVY2	10,000,000.00	A	A2	01/04/22	01/10/22	9,995,300.00	1.27	38,541.67	9,995,776.00	9,492,560.00
JOHN DEERE CAPITAL CORP CORPORATE NOTES DTD 03/07/2022 2.125% 03/07/2025	24422EWB1	7,000,000.00	A	A2	03/02/22	03/07/22	6,996,990.00	2.14	22,312.50	6,997,141.05	6,799,254.00
AMAZON.COM INC CORPORATE NOTES DTD 04/13/2022 3.000% 04/13/2025	023135CE4	50,000,000.00	AA	A1	04/11/22	04/13/22	49,920,500.00	3.06	75,000.00	49,921,805.66	49,848,250.00

**Managed Account Detail of Securities Held**

For the Month Ending **April 30, 2022**

**SAN BERNARDINO COUNTY - 76990800**

<b>Security Type/Description</b> <b>Dated Date/Coupon/Maturity</b>	<b>CUSIP</b>	<b>Par</b>	<b>S&amp;P Rating</b>	<b>Moody's Rating</b>	<b>Trade Date</b>	<b>Settle Date</b>	<b>Original Cost</b>	<b>YTM at Cost</b>	<b>Accrued Interest</b>	<b>Amortized Cost</b>	<b>Market Value</b>
<b>Corporate Note</b>											
BANK OF NY MELLON CORP (CALLABLE) CORP N DTD 04/26/2022 3.350% 04/25/2025	06406RBC0	50,000,000.00	A	A1	04/19/22	04/26/22	49,993,000.00	3.36	23,263.89	49,993,031.96	49,900,100.00
<b>Security Type Sub-Total</b>		<b>554,698,000.00</b>					<b>554,921,555.04</b>	<b>1.42</b>	<b>776,079.54</b>	<b>554,840,394.67</b>	<b>542,450,689.12</b>
<b>Commercial Paper</b>											
COOPERATIEVE RABOBANK UA COMM PAPER DTD 07/01/2021 0.000% 05/02/2022	21687BE23	25,000,000.00	A-1	P-1	09/29/21	09/29/21	24,979,097.22	0.14	0.00	24,999,902.78	24,999,200.00
COOPERATIEVE RABOBANK UA COMM PAPER DTD 07/01/2021 0.000% 05/04/2022	21687BE49	50,000,000.00	A-1	P-1	09/02/21	09/03/21	49,952,750.00	0.14	0.00	49,999,416.67	49,997,200.00
STARBIRD FUNDING CORP COMM PAPER DTD 07/26/2021 0.000% 05/05/2022	85520ME58	25,000,000.00	A-1	P-1	12/15/21	12/16/21	24,971,805.56	0.29	0.00	24,999,194.44	24,997,725.00
CRC FUNDING LLC COMM PAPER DTD 10/19/2021 0.000% 05/05/2022	12619UE56	50,000,000.00	A-1	P-1	01/25/22	01/26/22	49,958,750.00	0.30	0.00	49,998,333.33	49,994,750.00
ROYAL BANK OF CANADA NY COMM PAPER DTD 05/26/2021 0.000% 05/18/2022	78015DEJ5	50,000,000.00	A-1+	P-1	08/25/21	08/26/21	49,941,111.11	0.16	0.00	49,996,222.22	49,980,700.00
ING (US) FUNDING LLC COMM PAPER DTD 08/22/2021 0.000% 05/19/2022	4497W1EK8	75,000,000.00	A-1	P-1	12/13/21	12/13/21	74,914,958.33	0.26	0.00	74,990,250.00	74,964,450.00
JP MORGAN SECURITIES LLC COMM PAPER DTD 03/22/2021 0.000% 05/27/2022	46640OET4	50,000,000.00	A-1	P-1	11/01/21	11/02/21	49,939,916.67	0.21	0.00	49,992,416.67	49,969,400.00
LA FAYETTE ASSET SECURIT COMM PAPER DTD 12/27/2021 0.000% 05/27/2022	50286MET4	50,000,000.00	A-1	P-1	03/02/22	03/02/22	49,910,416.67	0.75	0.00	49,972,916.67	49,974,350.00
COOPERATIEVE RABOBANK UA COMM PAPER DTD 08/26/2020 0.000% 06/06/2022	21687BF63	50,000,000.00	A-1	P-1	10/27/21	10/27/21	49,941,416.67	0.19	0.00	49,990,500.00	49,966,700.00
JP MORGAN SECURITIES LLC COMM PAPER DTD 03/22/2021 0.000% 06/07/2022	46640QF71	25,000,000.00	A-1	P-1	10/01/21	10/01/21	24,974,062.50	0.15	0.00	24,996,145.83	24,977,125.00



Managed Account Detail of Securities Held

For the Month Ending April 30, 2022

SAN BERNARDINO COUNTY - 76990800

Security Type/Description Dated Date/Coupon/Maturity	CUSIP	Par	S&P Rating	Moody's Rating	Trade Date	Settle Date	Original Cost	YTM at Cost	Accrued Interest	Amortized Cost	Market Value
<b>Commercial Paper</b>											
APPLE INC COMM PAPER -- 0.000% 06/13/2022	03785EFD1	50,000,000.00	A-1+	P-1	04/04/22	04/05/22	49,952,083.33	0.50	0.00	49,970,138.89	49,962,450.00
LIBERTY STREET FDG LLC COMM PAPER DTD 02/14/2022 0.000% 06/14/2022	53127UFES	25,000,000.00	A-1	P-1	03/02/22	03/02/22	24,953,055.56	0.65	0.00	24,980,138.89	24,971,975.00
JP MORGAN SECURITIES LLC COMM PAPER DTD 03/22/2021 0.000% 07/05/2022	46640OG54	25,000,000.00	A-1	P-1	10/08/21	10/12/21	24,966,750.00	0.18	0.00	24,991,875.00	24,953,925.00
CHARIOT FUNDING LLC COMM PAPER -- 0.000% 07/07/2022	15963UG75	25,000,000.00	A-1	P-1	01/05/22	01/06/22	24,959,555.56	0.32	0.00	24,985,111.11	24,951,525.00
LA FAYETTE ASSET SECURIT COMM PAPER DTD 01/07/2022 0.000% 07/07/2022	50286MG70	48,000,000.00	A-1	P-1	03/29/22	03/30/22	47,858,760.00	1.07	0.00	47,904,413.33	47,904,816.00
BNP PARIBAS FORTIS FUNDING SA COMM PAPER DTD 10/27/2021 0.000% 07/11/2022	09659KGB0	25,000,000.00	A-1	P-1	10/27/21	10/27/21	24,966,090.28	0.19	0.00	24,990,631.95	24,946,325.00
CAFCO LLC COMM PAPER DTD 01/31/2022 0.000% 07/12/2022	1247P3GC0	50,000,000.00	A-1	P-1	03/29/22	03/29/22	49,852,708.33	1.01	0.00	49,899,000.00	49,884,450.00
NATIXIS NY BRANCH COMM PAPER DTD 12/21/2020 0.000% 07/13/2022	63873KGD3	50,000,000.00	A-1	P-1	10/19/21	10/20/21	49,922,416.67	0.21	0.00	49,978,708.33	49,890,000.00
CREDIT AGRICOLE CIB NY COMM PAPER DTD 01/13/2022 0.000% 07/13/2022	22533UGD9	50,000,000.00	A-1	P-1	04/04/22	04/05/22	49,870,750.00	0.94	0.00	49,904,694.44	49,904,450.00
COOPERATIEVE RABOBANK UA COMM PAPER DTD 08/26/2020 0.000% 07/14/2022	21687BGE5	25,000,000.00	A-1	P-1	10/27/21	10/27/21	24,962,986.11	0.21	0.00	24,989,465.28	24,952,875.00
CITIGROUP GLOBAL MARKETS COMM PAPER DTD 07/20/2021 0.000% 07/20/2022	17327BGL3	25,000,000.00	A-1	P-1	01/12/22	01/13/22	24,949,083.33	0.39	0.00	24,978,333.33	24,934,725.00
CHARIOT FUNDING LLC COMM PAPER -- 0.000% 07/25/2022	15963UGR1	25,000,000.00	A-1	P-1	01/25/22	01/26/22	24,940,000.00	0.48	0.00	24,971,666.67	24,929,825.00
CANADIAN IMPERIAL HLDING COMM PAPER DTD 10/30/2020 0.000% 07/25/2022	13607FGR1	50,000,000.00	A-1	P-1	10/28/21	10/28/21	49,910,000.00	0.24	0.00	49,971,666.67	49,868,800.00

**Managed Account Detail of Securities Held**

For the Month Ending **April 30, 2022**

**SAN BERNARDINO COUNTY - 76990800**

<b>Security Type/Description</b>	<b>Dated Date/Coupon/Maturity</b>	<b>CUSIP</b>	<b>Par</b>	<b>S&amp;P Rating</b>	<b>Moody's Rating</b>	<b>Trade Date</b>	<b>Settle Date</b>	<b>Original Cost</b>	<b>YTM at Cost</b>	<b>Accrued Interest</b>	<b>Amortized Cost</b>	<b>Market Value</b>
<b>Commercial Paper</b>												
ING (US) FUNDING LLC COMM PAPER DTD 07/27/2021 0.000% 07/27/2022		4497W1GT7	50,000,000.00	A-1	P-1	01/11/22	01/11/22	49,890,555.56	0.40	0.00	49,951,666.67	49,854,900.00
CITIGROUP GLOBAL MARKETS COMM PAPER DTD 11/02/2021 0.000% 07/29/2022		17327BGV1	50,000,000.00	A-1	P-1	11/03/21	11/04/21	49,899,875.00	0.27	0.00	49,966,625.00	49,844,550.00
JP MORGAN SECURITIES LLC COMM PAPER DTD 03/22/2021 0.000% 08/01/2022		46640OH12	50,000,000.00	A-1	P-1	11/30/21	12/01/21	49,898,750.00	0.30	0.00	49,961,666.67	49,852,250.00
NATIXIS NY BRANCH COMM PAPER DTD 11/09/2021 0.000% 08/05/2022		63873KH59	50,000,000.00	A-1	P-1	01/05/22	01/05/22	49,885,166.67	0.39	0.00	49,948,000.00	49,839,050.00
TOYOTA MOTOR CREDIT CORP COMM PAPER DTD 08/08/2021 0.000% 08/08/2022		89233HH80	25,000,000.00	A-1+	P-1	02/02/22	02/03/22	24,923,791.67	0.59	0.00	24,959,437.50	24,915,225.00
NATIXIS NY BRANCH COMM PAPER DTD 01/07/2022 0.000% 08/11/2022		63873KHB6	25,000,000.00	A-1	P-1	04/20/22	04/20/22	24,897,986.11	1.31	0.00	24,907,916.67	24,912,200.00
METLIFE SHORT TERM FUND COMM PAPER DTD 02/19/2022 0.000% 08/19/2022		59157UHK9	41,400,000.00	A-1+	P-1	04/08/22	04/11/22	41,253,490.00	0.98	0.00	41,276,030.00	41,254,354.80
COOPERATIEVE RABOBANK UA COMM PAPER DTD 08/26/2020 0.000% 08/24/2022		21687BHQ7	50,000,000.00	A-1	P-1	12/02/21	12/03/21	49,879,000.00	0.33	0.00	49,947,291.67	49,808,800.00
TORONTO DOMINION HDG USA COMM PAPER DTD 10/13/2021 0.000% 08/24/2022		89116FHO6	50,000,000.00	A-1+	P-1	12/03/21	12/06/21	49,873,125.00	0.35	0.00	49,944,097.22	49,779,400.00
TOYOTA MOTOR CREDIT CORP COMM PAPER DTD 09/01/2020 0.000% 09/01/2022		89233HJ13	50,000,000.00	A-1+	P-1	12/06/21	12/07/21	49,873,444.44	0.34	0.00	49,941,916.66	49,770,100.00
BANK OF MONTREAL CHICAGO COMM PAPER DTD 09/01/2021 0.000% 09/01/2022		06366HJ16	50,000,000.00	A-1	P-1	12/08/21	12/09/21	49,848,527.78	0.41	0.00	49,929,958.33	49,784,250.00
NATIXIS NY BRANCH COMM PAPER DTD 12/06/2021 0.000% 09/02/2022		63873KJ24	25,000,000.00	A-1	P-1	04/20/22	04/20/22	24,866,875.00	1.43	0.00	24,877,722.22	24,882,975.00

**Managed Account Detail of Securities Held**

For the Month Ending **April 30, 2022**

**SAN BERNARDINO COUNTY - 76990800**

<b>Security Type/Description</b>	<b>Dated Date/Coupon/Maturity</b>	<b>CUSIP</b>	<b>Par</b>	<b>S&amp;P Rating</b>	<b>Moody's Rating</b>	<b>Trade Date</b>	<b>Settle Date</b>	<b>Original Cost</b>	<b>YTM at Cost</b>	<b>Accrued Interest</b>	<b>Amortized Cost</b>	<b>Market Value</b>
<b>Commercial Paper</b>												
ING (US) FUNDING LLC COMM PAPER DTD 09/07/2021 0.000% 09/07/2022		4497W1J72	50,000,000.00	A-1	P-1	01/10/22	01/10/22	49,843,333.33	0.47	0.00	49,915,791.66	49,750,800.00
NATIXIS NY BRANCH COMM PAPER DTD 04/08/2022 0.000% 09/08/2022		63873KJ81	50,000,000.00	A-1	P-1	04/08/22	04/08/22	49,706,750.00	1.39	0.00	49,750,833.33	49,748,700.00
OLD LINE FUNDING LLC COMM PAPER DTD 10/13/2021 0.000% 09/14/2022		67983UJE4	25,000,000.00	A-1+	P-1	03/08/22	03/10/22	24,840,722.22	1.23	0.00	24,884,777.78	24,871,225.00
NATIXIS NY BRANCH COMM PAPER DTD 01/07/2022 0.000% 09/14/2022		63873KJE8	25,000,000.00	A-1	P-1	04/20/22	04/20/22	24,850,958.33	1.47	0.00	24,862,111.11	24,865,450.00
JP MORGAN SECURITIES LLC COMM PAPER DTD 03/21/2022 0.000% 09/21/2022		46640QJM4	50,000,000.00	A-1	P-1	03/21/22	03/22/22	49,656,875.00	1.36	0.00	49,731,875.00	49,718,350.00
COOPERATIEVE RABOBANK UA COMM PAPER DTD 09/30/2021 0.000% 09/30/2022		21687BJW2	50,000,000.00	A-1	P-1	03/02/22	03/03/22	49,715,736.11	0.98	0.00	49,795,222.22	49,693,600.00
CITIGROUP GLOBAL MARKETS COMM PAPER DTD 11/02/2021 0.000% 10/03/2022		17327BK38	50,000,000.00	A-1	P-1	01/06/22	01/06/22	49,812,500.00	0.50	0.00	49,892,361.11	49,638,300.00
NATIXIS NY BRANCH COMM PAPER DTD 11/09/2021 0.000% 10/03/2022		63873KK30	50,000,000.00	A-1	P-1	01/06/22	01/06/22	49,812,500.00	0.50	0.00	49,892,361.11	49,670,800.00
OLD LINE FUNDING LLC COMM PAPER DTD 01/05/2022 0.000% 10/05/2022		67983UK51	50,000,000.00	A-1+	P-1	03/29/22	04/01/22	49,628,597.22	1.44	0.00	49,688,180.55	49,676,500.00
CAFCO LLC COMM PAPER DTD 01/31/2022 0.000% 10/07/2022		1247P3K76	25,000,000.00	A-1	P-1	04/12/22	04/13/22	24,810,708.33	1.55	0.00	24,829,958.33	24,807,100.00
BEDFORD ROW FUNDING CORP COMM PAPER DTD 02/07/2022 0.000% 11/01/2022		07644BL18	25,000,000.00	A-1+	P-1	04/26/22	04/27/22	24,758,472.22	1.87	0.00	24,763,611.11	24,757,975.00
JP MORGAN SECURITIES LLC COMM PAPER DTD 03/05/2022 0.000% 11/30/2022		46640QLW9	25,000,000.00	A-1	P-1	04/26/22	04/27/22	24,698,611.11	2.02	0.00	24,704,166.67	24,695,375.00
CITIGROUP GLOBAL MARKETS COMM PAPER DTD 03/31/2022 0.000% 01/03/2023		17327BN35	50,000,000.00	A-1	P-1	04/08/22	04/08/22	49,261,250.00	2.00	0.00	49,324,180.56	49,254,200.00
<b>Security Type Sub-Total</b>			<b>1,964,400,000.00</b>					<b>1,957,936,125.00</b>	<b>0.65</b>	<b>0.00</b>	<b>1,960,098,901.65</b>	<b>1,957,524,170.80</b>

**Managed Account Detail of Securities Held**

For the Month Ending **April 30, 2022**

**SAN BERNARDINO COUNTY - 76990800**

<b>Security Type/Description</b>	<b>CUSIP</b>	<b>Par</b>	<b>S&amp;P Rating</b>	<b>Moody's Rating</b>	<b>Trade Date</b>	<b>Settle Date</b>	<b>Original Cost</b>	<b>YTM at Cost</b>	<b>Accrued Interest</b>	<b>Amortized Cost</b>	<b>Market Value</b>
<b>Certificate of Deposit</b>											
BNP PARIBAS NY BRANCH CERT DEPOS DTD 05/10/2021 0.220% 05/02/2022	05586FJL2	125,000,000.00	A-1	P-1	05/10/21	05/10/21	125,000,000.00	0.22	271,944.44	125,000,000.00	124,993,836.25
BANK OF NOVA SCOTIA HOUS CERT DEPOS DTD 12/08/2021 0.240% 05/19/2022	06417MTX3	50,000,000.00	A-1	P-1	12/06/21	12/08/21	50,000,000.00	0.24	48,000.00	50,000,000.00	49,984,152.45
SWEDBANK NY CERT DEPOS DTD 12/03/2021 0.250% 05/27/2022	87019V5A1	50,000,000.00	A-1	P-1	12/02/21	12/03/21	50,000,000.00	0.25	51,736.11	50,000,000.00	49,978,203.80
CANADIAN IMP BK COMM NY CERT DEPOS DTD 05/27/2021 0.180% 06/01/2022	13606CTM6	50,000,000.00	A-1	P-1	05/26/21	05/27/21	50,000,000.00	0.18	84,750.00	50,000,000.00	49,963,290.60
ROYAL BANK OF CANADA NY CERT DEPOS DTD 05/26/2021 0.180% 06/01/2022	78012UM36	50,000,000.00	A-1+	P-1	05/26/21	05/26/21	50,000,000.00	0.18	85,000.00	50,000,000.00	49,963,290.40
BANK OF NOVA SCOTIA HOUS CERT DEPOS DTD 07/07/2021 0.180% 06/01/2022	06417MOS7	50,000,000.00	A-1	P-1	07/06/21	07/07/21	50,000,000.00	0.18	74,500.00	50,000,000.00	49,963,299.80
BANK OF NOVA SCOTIA HOUS CERT DEPOS DTD 09/09/2021 0.170% 06/01/2022	06417MRG2	50,000,000.00	A-1	P-1	09/08/21	09/09/21	50,000,000.00	0.17	55,250.00	50,000,000.00	49,962,859.10
SVENSKA HANDELSBANKEN NY CERT DEPOS DTD 09/28/2021 0.150% 06/02/2022	86959RTK6	50,000,000.00	A-1+	P-1	09/27/21	09/28/21	50,000,000.00	0.15	44,791.67	50,000,000.00	49,960,800.75
BANK OF MONTREAL CHICAGO FLOATING CD DTD 06/29/2021 0.440% 06/29/2022	06367CHL4	50,000,000.00	A-1	P-1	08/26/21	08/27/21	50,004,256.50	0.18	19,486.09	50,000,820.70	49,986,450.00
ROYAL BANK OF CANADA NY CERT DEPOS DTD 06/23/2021 0.200% 07/01/2022	78012UN92	50,000,000.00	A-1+	P-1	06/22/21	06/23/21	50,000,000.00	0.20	86,666.67	50,000,000.00	49,902,900.20
NORDEA BANK ABP NEW YORK CERT DEPOS DTD 06/25/2021 0.190% 07/01/2022	65558UDE9	50,000,000.00	A-1+	P-1	06/24/21	06/25/21	50,000,000.00	0.19	81,805.56	50,000,000.00	49,902,038.20
SVENSKA HANDELSBANKEN NY CERT DEPOS DTD 09/28/2021 0.160% 07/01/2022	86959RTL4	50,000,000.00	A-1+	P-1	09/27/21	09/28/21	50,000,000.00	0.16	47,777.78	50,000,000.00	49,899,496.85
BANK OF NOVA SCOTIA HOUS CERT DEPOS DTD 06/24/2021 0.200% 07/01/2022	06417MOM0	75,000,000.00	A-1	P-1	06/24/21	06/24/21	75,000,000.00	0.20	129,583.33	75,000,000.00	74,854,351.20
BANK OF MONTREAL CHICAGO CERT DEPOS DTD 06/23/2021 0.200% 07/01/2022	06367CGY7	100,000,000.00	A-1	P-1	06/22/21	06/23/21	100,000,000.00	0.20	173,333.33	100,000,000.00	99,805,800.40

**Managed Account Detail of Securities Held**

For the Month Ending **April 30, 2022**

**SAN BERNARDINO COUNTY - 76990800**

<b>Security Type/Description</b>	<b>CUSIP</b>	<b>Par</b>	<b>S&amp;P Rating</b>	<b>Moody's Rating</b>	<b>Trade Date</b>	<b>Settle Date</b>	<b>Original Cost</b>	<b>YTM at Cost</b>	<b>Accrued Interest</b>	<b>Amortized Cost</b>	<b>Market Value</b>
<b>Certificate of Deposit</b>											
CANADIAN IMP BK COMM NY CERT DEPOS DTD 06/23/2021 0.200% 07/01/2022	13606CUC6	100,000,000.00	A-1	P-1	06/22/21	06/23/21	100,000,000.00	0.20	173,333.33	100,000,000.00	99,805,800.40
BANK OF NOVA SCOTIA HOUS CERT DEPOS DTD 10/13/2021 0.180% 07/08/2022	06417MRZ0	50,000,000.00	A-1	P-1	10/12/21	10/13/21	50,000,000.00	0.18	50,000.00	50,000,000.00	49,890,292.25
SVENSKA HANDELSBANKEN NY CERT DEPOS DTD 10/13/2021 0.170% 07/25/2022	86959RTR1	50,000,000.00	A-1+	P-1	10/12/21	10/13/21	50,000,000.00	0.17	47,222.22	50,000,000.00	49,862,537.15
TORONTO DOMINION BANK NY CERT DEPOS DTD 10/08/2021 0.190% 08/01/2022	89114WHJ7	50,000,000.00	A-1+	P-1	10/07/21	10/08/21	50,000,000.00	0.19	54,097.22	50,000,000.00	49,768,526.20
SVENSKA HANDELSBANKEN NY CERT DEPOS DTD 08/26/2021 0.180% 08/01/2022	86959RSP6	100,000,000.00	A-1+	P-1	08/25/21	08/26/21	100,000,000.00	0.18	124,000.00	100,000,000.00	99,534,373.50
TORONTO DOMINION BANK NY CERT DEPOS DTD 02/03/2022 0.610% 08/02/2022	89114WQC2	25,000,000.00	A-1+	P-1	02/02/22	02/03/22	25,000,000.00	0.61	36,854.17	25,000,000.00	24,910,555.55
BANK OF MONTREAL CHICAGO CERT DEPOS DTD 01/12/2022 0.400% 08/10/2022	06367CRL3	50,000,000.00	A-1	P-1	01/11/22	01/12/22	50,000,000.00	0.40	60,555.56	50,000,000.00	49,776,328.40
SWEDBANK NY CERT DEPOS DTD 02/25/2022 0.840% 08/31/2022	87019V7K7	50,000,000.00	A-1	P-1	02/23/22	02/25/22	50,000,000.00	0.84	75,833.33	50,000,000.00	49,806,205.15
SWEDBANK NY CERT DEPOS DTD 03/02/2022 0.870% 09/01/2022	87019WAC9	50,000,000.00	A-1	P-1	03/01/22	03/02/22	50,000,000.00	0.87	72,500.00	50,000,000.00	49,809,849.05
TORONTO DOMINION BANK NY CERT DEPOS DTD 03/31/2022 1.400% 09/30/2022	89114WTS4	50,000,000.00	A-1+	P-1	03/30/22	03/31/22	50,000,000.00	1.40	60,277.78	50,000,000.00	49,878,630.90
TORONTO DOMINION BANK NY CERT DEPOS DTD 10/18/2021 0.260% 10/03/2022	89114WJ30	50,000,000.00	A-1+	P-1	10/18/21	10/18/21	50,000,000.00	0.26	70,416.67	50,000,000.00	49,629,707.50
SVENSKA HANDELSBANKEN NY CERT DEPOS DTD 10/14/2021 0.240% 11/01/2022	86959RTU4	50,000,000.00	A-1+	P-1	10/14/21	10/14/21	50,000,000.00	0.24	66,333.33	50,000,000.00	49,455,611.95

**Managed Account Detail of Securities Held**

For the Month Ending **April 30, 2022**

**SAN BERNARDINO COUNTY - 76990800**

<b>Security Type/Description Dated Date/Coupon/Maturity</b>	<b>CUSIP</b>	<b>Par</b>	<b>S&amp;P Rating</b>	<b>Moody's Rating</b>	<b>Trade Date</b>	<b>Settle Date</b>	<b>Original Cost</b>	<b>YTM at Cost</b>	<b>Accrued Interest</b>	<b>Amortized Cost</b>	<b>Market Value</b>
<b>Certificate of Deposit</b>											
SWEDBANK NY CERT DEPOS DTD 04/27/2022 1.830% 11/01/2022	87019WBJ3	50,000,000.00	A-1	P-1	04/26/22	04/27/22	50,000,000.00	1.83	10,166.67	50,000,000.00	49,862,126.00
SWEDBANK NY CERT DEPOS DTD 04/27/2022 1.840% 11/02/2022	87019WBK0	50,000,000.00	A-1	P-1	04/27/22	04/27/22	50,000,000.00	1.84	10,222.22	50,000,000.00	49,863,959.05
CANADIAN IMP BK COMM NY CERT DEPOS DTD 04/06/2022 1.900% 01/09/2023	13606KFS0	50,000,000.00	A-1	P-1	04/05/22	04/06/22	50,000,000.00	1.90	65,972.22	50,000,000.00	49,835,287.85
BNP PARIBAS NY BRANCH CERT DEPOS DTD 02/01/2022 0.960% 02/01/2023	05586FYY7	50,000,000.00	A-1	P-1	02/01/22	02/01/22	50,000,000.00	0.96	118,666.67	50,000,000.00	49,350,744.80
ROYAL BANK OF CANADA NY CERT DEPOS DTD 03/18/2022 1.910% 03/20/2023	78012U4K8	50,000,000.00	A-1+	P-1	03/16/22	03/18/22	50,000,000.00	1.91	116,722.22	50,000,000.00	49,662,396.50
TORONTO DOMINION BANK NY CERT DEPOS DTD 04/21/2022 2.420% 05/01/2023	89114WVB8	50,000,000.00	A-1+	P-1	04/20/22	04/21/22	50,000,000.00	2.42	33,611.11	50,000,000.00	49,889,550.00
CANADIAN IMP BK COMM NY CERT DEPOS DTD 04/27/2022 2.520% 05/01/2023	13606KGV2	50,000,000.00	A-1	P-1	04/27/22	04/27/22	50,000,000.00	2.52	14,000.00	50,000,000.00	49,939,200.00
<b>Security Type Sub-Total</b>		<b>1,875,000,000.00</b>					<b>1,875,004,256.50</b>	<b>0.60</b>	<b>2,515,409.70</b>	<b>1,875,000,820.70</b>	<b>1,869,652,452.20</b>
<b>Asset-Backed Security</b>											
HAROT 2019-1 A3 DTD 02/27/2019 2.830% 03/20/2023	43814WAC9	276,945.20	AAA	NR	02/19/19	02/27/19	276,937.77	2.83	283.02	276,943.58	277,163.05
HAROT 2019-2 A3 DTD 05/29/2019 2.520% 06/21/2023	43815MAC0	1,491,259.28	NR	Aaa	05/21/19	05/29/19	1,491,203.65	2.52	1,043.88	1,491,243.69	1,492,994.51
JDOT 2019-A A3 DTD 03/13/2019 2.910% 07/15/2023	47789JAD8	185,098.01	NR	Aaa	03/05/19	03/13/19	185,075.26	2.91	239.39	185,091.69	185,189.84
TAOT 2019-A A3 DTD 02/13/2019 2.910% 07/15/2023	89239AAD5	1,114,522.05	AAA	Aaa	02/05/19	02/13/19	1,114,318.99	2.91	1,441.45	1,114,466.66	1,115,723.73
TAOT 2019-B A3 DTD 05/08/2019 2.570% 08/15/2023	89239JAD6	990,301.26	AAA	Aaa	04/30/19	05/08/19	990,143.30	2.57	1,131.14	990,253.57	991,469.02

**Managed Account Detail of Securities Held**

For the Month Ending **April 30, 2022**

**SAN BERNARDINO COUNTY - 76990800**

<b>Security Type/Description</b> <b>Dated Date/Coupon/Maturity</b>	<b>CUSIP</b>	<b>Par</b>	<b>S&amp;P Rating</b>	<b>Moody's Rating</b>	<b>Trade Date</b>	<b>Settle Date</b>	<b>Original Cost</b>	<b>YTM at Cost</b>	<b>Accrued Interest</b>	<b>Amortized Cost</b>	<b>Market Value</b>
<b>Asset-Backed Security</b>											
HAROT 2019-3 A3 DTD 08/27/2019 1.780% 08/15/2023	43815NAC8	1,423,124.36	AAA	Aaa	08/21/19	08/27/19	1,423,112.55	1.78	1,125.85	1,423,120.52	1,423,758.22
TAOT 2019-C A3 DTD 08/14/2019 1.910% 09/15/2023	89238UAD2	1,293,955.85	AAA	Aaa	08/06/19	08/14/19	1,293,945.25	1.91	1,098.42	1,293,952.29	1,294,334.46
TLOT 2021-A A2 DTD 04/21/2021 0.270% 09/20/2023	89238EAB2	3,062,367.84	AAA	Aaa	04/13/21	04/21/21	3,061,975.24	0.28	252.65	3,062,142.16	3,044,414.40
HAROT 2021-2 A3 DTD 05/26/2021 0.490% 11/15/2023	43811JAB3	10,807,165.20	AAA	Aaa	05/18/21	05/26/21	10,807,064.70	0.49	2,353.56	10,807,102.54	10,762,440.83
BMWLT 2021-2 A2 DTD 09/15/2021 0.190% 11/27/2023	09690AAB9	8,253,057.12	NR	Aaa	09/08/21	09/15/21	8,252,532.23	0.19	261.35	8,252,681.26	8,203,282.11
JDOT 2019-B A3 DTD 07/24/2019 2.210% 12/15/2023	477870AC3	518,240.69	NR	Aaa	07/16/19	07/24/19	518,130.67	2.22	509.03	518,200.04	518,484.26
TAOT 2019-D A3 DTD 11/13/2019 1.920% 01/16/2024	89233MAD5	1,976,671.37	AAA	Aaa	11/06/19	11/13/19	1,976,528.65	1.92	1,686.76	1,976,612.88	1,973,819.43
MBALT 2021-B A2 DTD 06/29/2021 0.220% 01/16/2024	58769KAC8	18,845,205.22	AAA	NR	06/22/21	06/29/21	18,843,626.00	0.22	1,842.64	18,844,145.06	18,736,144.25
TAOT 2021-B A3 DTD 06/14/2021 0.460% 01/16/2024	89190GAB3	19,888,730.05	AAA	NR	06/08/21	06/14/21	19,888,364.10	0.46	4,066.14	19,888,488.28	19,801,364.83
HAROT 2019-4 A3 DTD 11/26/2019 1.830% 01/18/2024	43813VAC2	4,094,740.88	AAA	NR	11/19/19	11/26/19	4,094,011.19	1.83	2,705.94	4,094,438.69	4,086,494.48
HART 2019-B A3 DTD 11/06/2019 1.940% 02/15/2024	44891JAC2	1,150,262.56	AAA	NR	10/29/19	11/06/19	1,150,209.53	1.94	991.78	1,150,240.32	1,149,532.49
MBART 2019-1 A3 DTD 09/25/2019 1.940% 03/15/2024	58769TAD7	2,050,314.70	AAA	Aaa	09/18/19	09/25/19	2,050,032.37	1.94	1,767.83	2,050,196.44	2,050,887.15
TLOT 2021-A A3 DTD 04/21/2021 0.390% 04/22/2024	89238EAC0	4,500,000.00	AAA	Aaa	04/13/21	04/21/21	4,499,474.85	0.39	536.25	4,499,654.37	4,405,309.65
HAROT 2020-1 A3 DTD 02/26/2020 1.610% 04/22/2024	43813RAC1	6,207,071.40	NR	Aaa	02/19/20	02/26/20	6,205,854.83	1.61	2,775.94	6,206,492.39	6,184,660.77

**Managed Account Detail of Securities Held**

For the Month Ending **April 30, 2022**

**SAN BERNARDINO COUNTY - 76990800**

<b>Security Type/Description</b> <b>Dated Date/Coupon/Maturity</b>	<b>CUSIP</b>	<b>Par</b>	<b>S&amp;P Rating</b>	<b>Moody's Rating</b>	<b>Trade Date</b>	<b>Settle Date</b>	<b>Original Cost</b>	<b>YTM at Cost</b>	<b>Accrued Interest</b>	<b>Amortized Cost</b>	<b>Market Value</b>
<b>Asset-Backed Security</b>											
TAOT 2020-A A3 DTD 02/12/2020 1.660% 05/15/2024	89232HAC9	8,944,605.00	AAA	Aaa	02/04/20	02/12/20	8,943,959.20	1.66	6,599.13	8,944,295.40	8,919,977.82
TAOT 2021-C A2 DTD 09/27/2021 0.200% 05/15/2024	89239BAB7	10,151,307.14	AAA	Aaa	09/21/21	09/27/21	10,150,539.70	0.20	902.34	10,150,712.19	10,069,903.81
HART 2021-B A2 DTD 07/28/2021 0.240% 05/15/2024	44934KAB0	14,078,149.75	AAA	NR	07/20/21	07/28/21	14,076,872.86	0.24	1,501.67	14,077,218.94	13,982,122.69
HAROT 2021-4 A2 DTD 11/24/2021 0.390% 05/21/2024	43815GAB5	9,500,000.00	NR	Aaa	11/16/21	11/24/21	9,499,751.10	0.39	1,029.17	9,499,794.36	9,410,269.65
BMWLT 2022-1 A2 DTD 01/19/2022 0.670% 05/28/2024	05601XAB5	7,750,000.00	AAA	NR	01/11/22	01/19/22	7,749,995.35	0.67	865.42	7,749,995.90	7,679,443.23
JDOT 2021-B A2 DTD 07/21/2021 0.250% 06/17/2024	47789OAB6	22,965,554.30	NR	Aaa	07/13/21	07/21/21	22,965,035.28	0.25	2,551.73	22,965,174.08	22,748,304.75
MBART 2021-1 A2 DTD 09/22/2021 0.210% 07/15/2024	58772WAB9	17,251,481.14	AAA	Aaa	09/15/21	09/22/21	17,249,768.07	0.21	1,610.14	17,250,136.71	17,115,941.43
JOHN DEERE OWNER TRUST DTD 03/11/2020 1.100% 08/15/2024	47789KAC7	3,105,801.75	NR	Aaa	03/04/20	03/11/20	3,105,611.98	1.10	1,518.39	3,105,703.58	3,083,334.69
TAOT 2021-D A2 DTD 11/15/2021 0.310% 08/15/2024	89238JAB1	9,250,000.00	AAA	NR	11/09/21	11/15/21	9,249,928.78	0.31	1,274.44	9,249,940.63	9,173,275.88
CHAIT 2012-A7 A7 DTD 10/09/2012 2.160% 09/15/2024	161571FQ2	10,000,000.00	AAA	NR	09/17/19	09/18/19	10,060,156.25	2.03	9,600.00	10,028,626.99	10,020,902.00
TAOT 2022-A A2 DTD 01/31/2022 0.740% 10/15/2024	89239KAB7	5,000,000.00	NR	Aaa	01/25/22	01/31/22	4,999,866.00	0.74	1,644.44	4,999,878.21	4,953,776.00
HART 2021-C A2A DTD 11/17/2021 0.360% 10/15/2024	44935FAB0	12,000,000.00	AAA	NR	11/09/21	11/17/21	11,999,301.60	0.36	1,920.00	11,999,410.01	11,885,961.60
JDOT 2022-A A2 DTD 03/16/2022 1.900% 11/15/2024	47787JAB4	6,500,000.00	NR	Aaa	03/10/22	03/16/22	6,499,644.45	1.90	5,488.89	6,499,661.22	6,450,806.70
MBALT 2021-B A3 DTD 06/29/2021 0.400% 11/15/2024	58769KAD6	16,500,000.00	AAA	NR	06/22/21	06/29/21	16,498,754.25	0.40	2,933.33	16,499,062.91	16,024,918.80



**Managed Account Detail of Securities Held**

For the Month Ending **April 30, 2022**

**SAN BERNARDINO COUNTY - 76990800**

<b>Security Type/Description</b> <b>Dated Date/Coupon/Maturity</b>	<b>CUSIP</b>	<b>Par</b>	<b>S&amp;P Rating</b>	<b>Moody's Rating</b>	<b>Trade Date</b>	<b>Settle Date</b>	<b>Original Cost</b>	<b>YTM at Cost</b>	<b>Accrued Interest</b>	<b>Amortized Cost</b>	<b>Market Value</b>
<b>Asset-Backed Security</b>											
BMWLT 2021-2 A3 DTD 09/15/2021 0.330% 12/26/2024	09690AAC7	7,500,000.00	NR	Aaa	09/08/21	09/15/21	7,499,226.00	0.33	412.50	7,499,373.31	7,300,998.00
CHAIT 2020-A1 A1 DTD 02/18/2020 1.530% 01/15/2025	161571HP2	8,000,000.00	AAA	NR	02/10/20	02/18/20	7,998,167.20	1.53	5,440.00	7,998,988.02	7,962,768.80
TAOT 2022-B A2A DTD 04/13/2022 2.350% 01/15/2025	89238FAB9	8,250,000.00	AAA	Aaa	04/07/22	04/13/22	8,249,640.30	2.35	9,693.75	8,249,646.72	8,231,970.45
BMWLT 2022-1 A3 DTD 01/19/2022 1.100% 03/25/2025	05601XAC3	8,250,000.00	AAA	NR	01/11/22	01/19/22	8,248,766.63	1.10	1,512.50	8,248,874.99	8,021,510.48
HAROT 2021-2 A3 DTD 05/26/2021 0.330% 08/15/2025	43811JAC1	10,000,000.00	AAA	Aaa	01/31/22	02/02/22	9,878,906.25	0.68	1,466.67	9,887,166.91	9,730,175.00
HAROT 2021-2 A3 DTD 05/26/2021 0.330% 08/15/2025	43811JAC1	19,000,000.00	AAA	Aaa	05/18/21	05/26/21	18,999,259.00	0.33	2,786.66	18,999,422.39	18,487,332.50
TAOT 2021-B A3 DTD 06/14/2021 0.260% 11/17/2025	89190GAC1	37,000,000.00	AAA	NR	06/08/21	06/14/21	36,996,015.10	0.26	4,275.56	36,996,806.17	35,528,905.90
TAOT 2021-C A3 DTD 09/27/2021 0.430% 01/15/2026	89239BAC5	12,000,000.00	AAA	Aaa	09/21/21	09/27/21	11,999,043.60	0.43	2,293.33	11,999,175.10	11,546,215.20
HART 2021-B A3 DTD 07/28/2021 0.380% 01/15/2026	44934KAC8	17,000,000.00	AAA	NR	07/20/21	07/28/21	16,996,248.10	0.39	2,871.11	16,996,884.91	16,357,656.70
HAROT 2021-4 A3 DTD 11/24/2021 0.880% 01/21/2026	43815GAC3	7,750,000.00	NR	Aaa	11/16/21	11/24/21	7,748,366.30	0.89	1,894.44	7,748,536.23	7,456,404.43
JDOT 2021-B A3 DTD 07/21/2021 0.520% 03/16/2026	47789OAC4	13,500,000.00	NR	Aaa	07/13/21	07/21/21	13,498,795.80	0.52	3,120.00	13,498,997.09	12,822,409.35
TAOT 2021-D A3 DTD 11/15/2021 0.710% 04/15/2026	89238JAC9	7,000,000.00	AAA	NR	11/09/21	11/15/21	6,999,850.90	0.71	2,208.89	6,999,866.35	6,712,335.00
HART 2021-C A3 DTD 11/17/2021 0.740% 05/15/2026	44935FAD6	5,500,000.00	AAA	NR	11/09/21	11/17/21	5,498,772.40	0.75	1,808.89	5,498,895.91	5,260,876.50
TAOT 2022-A A3 DTD 01/31/2022 1.230% 06/15/2026	89239KAC5	4,250,000.00	NR	Aaa	01/25/22	01/31/22	4,249,277.50	1.23	2,323.33	4,249,318.24	4,112,902.23

**Managed Account Detail of Securities Held**

For the Month Ending **April 30, 2022**

**SAN BERNARDINO COUNTY - 76990800**

<b>Security Type/Description</b> <b>Dated Date/Coupon/Maturity</b>	<b>CUSIP</b>	<b>Par</b>	<b>S&amp;P Rating</b>	<b>Moody's Rating</b>	<b>Trade Date</b>	<b>Settle Date</b>	<b>Original Cost</b>	<b>YTM at Cost</b>	<b>Accrued Interest</b>	<b>Amortized Cost</b>	<b>Market Value</b>
<b>Asset-Backed Security</b>											
MBART 2021-1 A3 DTD 09/22/2021 0.460% 06/15/2026	58772WAC7	21,000,000.00	AAA	Aaa	09/15/21	09/22/21	20,997,253.20	0.46	4,293.33	20,997,604.70	20,101,523.40
TAOT 2022-B A3 DTD 04/13/2022 2.930% 09/15/2026	89238FAD5	12,000,000.00	AAA	Aaa	04/07/22	04/13/22	11,999,719.20	2.93	17,580.00	11,999,722.33	11,971,743.60
JDOT 2022-A A3 DTD 03/16/2022 2.320% 09/16/2026	47787JAC2	8,000,000.00	NR	Aaa	03/10/22	03/16/22	7,998,230.40	2.33	8,248.89	7,998,279.88	7,813,801.60
<b>Security Type Sub-Total</b>		<b>447,125,932.12</b>					<b>447,027,263.88</b>	<b>0.74</b>	<b>137,781.96</b>	<b>447,012,636.81</b>	<b>438,635,935.67</b>
<b>Managed Account Sub-Total</b>		<b>11,820,078,138.79</b>					<b>11,796,696,362.08</b>	<b>0.99</b>	<b>18,998,388.65</b>	<b>11,800,829,775.66</b>	<b>11,627,775,911.44</b>
<b>Securities Sub-Total</b>		<b>\$11,820,078,138.79</b>					<b>\$11,796,696,362.08</b>	<b>0.99%</b>	<b>\$18,998,388.65</b>	<b>\$11,800,829,775.66</b>	<b>\$11,627,775,911.44</b>
<b>Accrued Interest</b>											<b>\$18,998,388.65</b>
<b>Total Investments</b>											<b>\$11,646,774,300.09</b>

Bolded items are forward settling trades.

Managed Account Fair Market Value & Analytics

For the Month Ending April 30, 2022

SAN BERNARDINO COUNTY - 76990800

Security Type/Description Dated Date/Coupon/Maturity	CUSIP	Par	Broker	Next Call Date	Market Price	Market Value	Unreal G/L On Cost	Unreal G/L Amort Cost	Effective Duration	YTM at Mkt
<b>U.S. Treasury Bond / Note</b>										
US TREASURY NOTES DTD 06/30/2020 0.125% 06/30/2022	912828ZX1	100,000,000.00	CITIGRP		99.89	99,890,620.00	(148,442.50)	(114,508.56)	0.17	0.77
US TREASURY NOTES DTD 06/30/2020 0.125% 06/30/2022	912828ZX1	100,000,000.00	RBC CAP		99.89	99,890,620.00	(156,255.00)	(115,534.27)	0.17	0.77
US TREASURY NOTES DTD 07/31/2017 1.875% 07/31/2022	9128282P4	100,000,000.00	RBC		100.23	100,234,380.00	1,488,286.25	330,428.37	0.26	0.95
US TREASURY NOTES DTD 11/02/2015 1.875% 10/31/2022	912828M49	25,000,000.00	BMO_DIR		100.20	25,050,780.00	311,522.19	77,347.83	0.50	1.47
US TREASURY NOTES DTD 05/31/2016 1.625% 05/31/2023	912828R69	50,000,000.00	DEUTSCHE		99.34	49,671,875.00	1,013,671.87	21,947.50	1.08	2.24
US TREASURY NOTES DTD 06/30/2016 1.375% 06/30/2023	912828S35	25,000,000.00	MIZUHO		98.94	24,734,375.00	33,203.12	(169,846.76)	1.16	2.30
US TREASURY NOTES DTD 06/30/2016 1.375% 06/30/2023	912828S35	50,000,000.00	WELLSFAR		98.94	49,468,750.00	1,345,703.12	(15,936.64)	1.16	2.30
US TREASURY NOTES DTD 07/02/2018 2.625% 06/30/2023	9128284U1	50,000,000.00	SOC GEN		100.36	50,179,690.00	(455,075.63)	4,965.00	1.15	2.31
US TREASURY NOTES DTD 06/30/2016 1.375% 06/30/2023	912828S35	100,000,000.00	SOC GEN		98.94	98,937,500.00	2,902,343.75	34,543.36	1.16	2.30
US TREASURY NOTES DTD 08/01/2016 1.250% 07/31/2023	912828S92	100,000,000.00	BNP		98.61	98,609,380.00	2,343,755.00	(316,928.32)	1.25	2.38
US TREASURY NOTES DTD 08/31/2016 1.375% 08/31/2023	9128282D1	100,000,000.00	MORGANST		98.59	98,593,750.00	2,031,250.00	(370,320.24)	1.33	2.45
US TREASURY NOTES DTD 02/28/2017 2.125% 02/29/2024	912828W48	75,000,000.00	WELLS_F		99.02	74,261,715.00	(1,391,605.31)	(1,344,486.51)	1.80	2.68
US TREASURY NOTES DTD 05/15/2014 2.500% 05/15/2024	912828WJ5	50,000,000.00	BNP		99.53	49,765,625.00	(2,296,875.00)	(1,144,660.84)	1.98	2.74
US TREASURY NOTES DTD 05/15/2014 2.500% 05/15/2024	912828WJ5	50,000,000.00	WELLSFAR		99.53	49,765,625.00	(1,845,703.13)	(983,712.99)	1.98	2.74
US TREASURY N/B NOTES DTD 05/15/2021 0.250% 05/15/2024	91282CCC3	75,000,000.00	RBC		95.09	71,320,312.50	(1,623,046.88)	(1,778,698.34)	2.04	2.74
US TREASURY NOTES DTD 05/31/2017 2.000% 05/31/2024	912828XT2	50,000,000.00	BARCLAY		98.50	49,250,000.00	(576,171.88)	(584,852.44)	2.04	2.74
US TREASURY NOTES DTD 06/30/2017 2.000% 06/30/2024	912828XX3	50,000,000.00	DAIWA		98.41	49,203,125.00	(1,683,593.75)	(1,200,207.11)	2.12	2.76

**Managed Account Fair Market Value & Analytics**

For the Month Ending **April 30, 2022**

**SAN BERNARDINO COUNTY - 76990800**

<b>Security Type/Description</b>	<b>Dated Date/Coupon/Maturity</b>	<b>CUSIP</b>	<b>Par</b>	<b>Broker</b>	<b>Next Call Date</b>	<b>Market Price</b>	<b>Market Value</b>	<b>Unreal G/L On Cost</b>	<b>Unreal G/L Amort Cost</b>	<b>Effective Duration</b>	<b>YTM at Mkt</b>
<b>U.S. Treasury Bond / Note</b>											
US TREASURY NOTES		912828XX3	50,000,000.00	MORGANST		98.41	49,203,125.00	(1,814,453.13)	(1,269,514.05)	2.12	2.76
DTD 06/30/2017 2.000% 06/30/2024											
US TREASURY NOTES		912828XX3	50,000,000.00	RBC		98.41	49,203,125.00	(1,732,421.88)	(1,232,179.46)	2.12	2.76
DTD 06/30/2017 2.000% 06/30/2024											
US TREASURY NOTES		9128286Z8	50,000,000.00	MORGANST		97.84	48,921,875.00	(1,251,953.13)	(1,160,855.48)	2.13	2.78
DTD 06/30/2019 1.750% 06/30/2024											
US TREASURY NOTES		9128286Z8	50,000,000.00	BARCLAY		97.84	48,921,875.00	(779,296.88)	(794,022.78)	2.13	2.78
DTD 06/30/2019 1.750% 06/30/2024											
US TREASURY NOTES		9128282N9	50,000,000.00	TOR DOM		98.55	49,273,440.00	(2,201,169.38)	(1,417,231.74)	2.20	2.79
DTD 07/31/2017 2.125% 07/31/2024											
US TREASURY NOTES		9128282N9	50,000,000.00	PIPER S		98.55	49,273,440.00	(156,247.50)	(173,080.81)	2.20	2.79
DTD 07/31/2017 2.125% 07/31/2024											
US TREASURY NOTES		912828YE4	50,000,000.00	BOFA		96.47	48,234,375.00	(1,478,515.63)	(1,503,133.80)	2.31	2.82
DTD 08/31/2019 1.250% 08/31/2024											
US TREASURY NOTES		912828YE4	50,000,000.00	RBC		96.47	48,234,375.00	(1,183,593.75)	(1,230,055.79)	2.31	2.82
DTD 08/31/2019 1.250% 08/31/2024											
US TREASURY NOTES		912828YH7	50,000,000.00	TOR DOM		96.91	48,453,125.00	(1,230,468.75)	(1,254,934.86)	2.38	2.83
DTD 09/30/2019 1.500% 09/30/2024											
US TREASURY NOTES		912828YH7	50,000,000.00	BNP		96.91	48,453,125.00	(230,468.75)	(268,121.73)	2.38	2.83
DTD 09/30/2019 1.500% 09/30/2024											
US TREASURY N/B NOTES		91282CDB4	75,000,000.00	MORGANS		94.77	71,074,215.00	(1,719,730.31)	(1,840,482.78)	2.45	2.84
DTD 10/15/2021 0.625% 10/15/2024											
US TREASURY N/B NOTES		91282CDH1	75,000,000.00	DAIWA		94.84	71,132,812.50	(457,031.25)	(574,011.66)	2.52	2.87
DTD 11/15/2021 0.750% 11/15/2024											
US TREASURY NOTES		912828Z52	50,000,000.00	BAML		96.03	48,015,625.00	(2,830,078.13)	(2,698,713.66)	2.70	2.88
DTD 01/31/2020 1.375% 01/31/2025											
US TREASURY NOTES		912828J27	50,000,000.00	MIZUHO		97.63	48,812,500.00	(1,763,671.88)	(1,499,746.01)	2.72	2.89
DTD 02/17/2015 2.000% 02/15/2025											
US TREASURY N/B NOTES		91282CDZ1	50,000,000.00	BARCLAY		96.27	48,132,810.00	(1,634,768.13)	(1,647,465.25)	2.74	2.90
DTD 02/15/2022 1.500% 02/15/2025											
US TREASURY NOTES		912828XB1	50,000,000.00	BMO		97.72	48,859,375.00	(2,250,000.00)	(1,761,606.47)	2.93	2.91
DTD 05/15/2015 2.125% 05/15/2025											
US TREASURY NOTES		912828ZT0	50,000,000.00	CITI		92.20	46,101,560.00	(2,566,408.75)	(2,730,319.14)	3.07	2.91
DTD 05/31/2020 0.250% 05/31/2025											

**Managed Account Fair Market Value & Analytics**

For the Month Ending **April 30, 2022**

**SAN BERNARDINO COUNTY - 76990800**

<b>Security Type/Description</b>	<b>Dated Date/Coupon/Maturity</b>	<b>CUSIP</b>	<b>Par</b>	<b>Broker</b>	<b>Next Call Date</b>	<b>Market Price</b>	<b>Market Value</b>	<b>Unreal G/L On Cost</b>	<b>Unreal G/L Amort Cost</b>	<b>Effective Duration</b>	<b>YTM at Mkt</b>
<b>U.S. Treasury Bond / Note</b>											
US TREASURY NOTES		912828ZW3	50,000,000.00	TOR DOM		91.98	45,992,190.00	(2,613,278.75)	(2,780,962.11)	3.16	2.92
DTD 06/30/2020 0.250% 06/30/2025											
US TREASURY NOTES		912828ZW3	50,000,000.00	BOFA		91.98	45,992,190.00	(2,173,825.63)	(2,314,450.63)	3.16	2.92
DTD 06/30/2020 0.250% 06/30/2025											
US TREASURY NOTES		912828ZW3	75,000,000.00	MORGANS		91.98	68,988,285.00	(3,070,308.75)	(3,291,502.50)	3.16	2.92
DTD 06/30/2020 0.250% 06/30/2025											
US TREASURY NOTES		912828ZW3	75,000,000.00	MIZUHO		91.98	68,988,285.00	(2,988,277.50)	(3,204,410.78)	3.16	2.92
DTD 06/30/2020 0.250% 06/30/2025											
US TREASURY NOTES		91282CAB7	50,000,000.00	PIPER J		91.72	45,859,375.00	(2,611,328.13)	(2,790,977.87)	3.24	2.94
DTD 07/31/2020 0.250% 07/31/2025											
US TREASURY NOTES		91282CAB7	50,000,000.00	BARCLAY		91.72	45,859,375.00	(2,623,046.88)	(2,801,320.00)	3.24	2.94
DTD 07/31/2020 0.250% 07/31/2025											
US TREASURY NOTES		91282CAJ0	50,000,000.00	DAIWA		91.53	45,765,625.00	(2,093,750.00)	(2,259,161.93)	3.32	2.93
DTD 08/31/2020 0.250% 08/31/2025											
US TREASURY NOTES		91282CAJ0	75,000,000.00	CITIGRP		91.53	68,648,437.50	(2,121,093.75)	(2,291,112.59)	3.32	2.93
DTD 08/31/2020 0.250% 08/31/2025											
US TREASURY NOTES		91282CAM3	50,000,000.00	WELLS_F		91.31	45,656,250.00	(1,294,921.88)	(1,405,574.33)	3.41	2.94
DTD 09/30/2020 0.250% 09/30/2025											
US TREASURY NOTES		91282CAT8	50,000,000.00	MORGANS		91.13	45,562,500.00	(226,562.50)	(307,293.66)	3.48	2.94
DTD 10/31/2020 0.250% 10/31/2025											

<b>Security Type Sub-Total</b>			<b>2,625,000,000.00</b>				<b>2,536,441,412.50</b>	<b>(45,803,704.78)</b>	<b>(54,172,702.83)</b>	<b>2.03</b>	<b>2.50</b>
--------------------------------	--	--	-------------------------	--	--	--	-------------------------	------------------------	------------------------	-------------	-------------

<b>Supra-National Agency Bond / Note</b>											
INTER-AMERICAN DEVELOPMENT BANK NOTE		4581X0DD7	25,000,000.00	JPMCHASE		100.60	25,149,700.00	205,700.00	155,372.83	0.41	1.51
DTD 09/26/2018 3.000% 09/26/2022											
INTL BK OF RECON AND DEV NOTE		459058JV6	75,000,000.00	WELLS_F		97.95	73,461,600.00	(1,383,150.00)	(1,463,114.38)	0.97	2.27
DTD 04/20/2021 0.125% 04/20/2023											
INTER-AMERICAN DEVEL BK NOTES		4581X0DM7	20,000,000.00	RBC CAP		98.10	19,619,820.00	(373,380.00)	(377,834.76)	1.07	2.31
DTD 04/24/2020 0.500% 05/24/2023											
INTER-AMERICAN DEVELOPMENT BANK NOTE		4581X0CC0	25,000,000.00	BMO		100.55	25,138,600.00	(341,400.00)	(12,232.33)	1.41	2.60
DTD 10/04/2013 3.000% 10/04/2023											

**Managed Account Fair Market Value & Analytics**

For the Month Ending **April 30, 2022**

**SAN BERNARDINO COUNTY - 76990800**

<b>Security Type/Description</b>	<b>Dated Date/Coupon/Maturity</b>	<b>CUSIP</b>	<b>Par</b>	<b>Broker</b>	<b>Next Call Date</b>	<b>Market Price</b>	<b>Market Value</b>	<b>Unreal G/L On Cost</b>	<b>Unreal G/L Amort Cost</b>	<b>Effective Duration</b>	<b>YTM at Mkt</b>
<b>Supra-National Agency Bond / Note</b>											
INTL BK RECON & DEVELOP NOTES DTD 11/24/2020 0.250% 11/24/2023		459058JM6	25,000,000.00	TD		96.42	24,105,200.00	(841,050.00)	(866,722.37)	1.57	2.60
INTL BK RECON & DEVELOP NOTES DTD 03/29/2022 2.250% 03/28/2024		45906M3C3	13,000,000.00	BOFA		99.14	12,887,615.00	(102,245.00)	(102,703.38)	1.88	2.72
INTL BANK OF RECON AND DEV SN (FLOATER) DTD 06/16/2020 0.670% 06/17/2024		45906M2B6	10,000,000.00	BMO		100.59	10,059,250.00	59,250.00	59,250.00	0.01	0.66
<b>Security Type Sub-Total</b>			<b>193,000,000.00</b>				<b>190,421,785.00</b>	<b>(2,776,275.00)</b>	<b>(2,607,984.39)</b>	<b>1.05</b>	<b>2.20</b>
<b>Repurchase Agreement</b>											
CANTOR FITZGERALD REPO AGRMT DTD 04/29/2022 0.250% 05/02/2022		RE1360693	100,000,000.00	DIRECT		100.00	99,999,416.60	(583.40)	(583.40)	0.01	0.36
<b>Security Type Sub-Total</b>			<b>100,000,000.00</b>				<b>99,999,416.60</b>	<b>(583.40)</b>	<b>(583.40)</b>	<b>0.01</b>	<b>0.36</b>
<b>NOW Account</b>											
BANK OF THE WEST MONEY MARKET FUND		BKOFWEST7	100,000,000.00	DIRECT		1.00	100,000,000.00	0.00	0.00	0.00	0.19
<b>Security Type Sub-Total</b>			<b>100,000,000.00</b>				<b>100,000,000.00</b>	<b>0.00</b>	<b>0.00</b>	<b>0.00</b>	<b>0.19</b>
<b>Money Market Mutual Fund</b>											
FIDELITY GOV'T MM FUND 2642		31607A703	1,000,000.00			1.00	1,000,000.00	0.00	0.00	0.00	0.15
NORTHERN TRUST INST GOVT SELECT 848		665278701	1,000,000.00			1.00	1,000,000.00	0.00	0.00	0.00	0.22
FEDERATED GOVT OBLIGATIONS FUND		608919718	1,000,000.00			1.00	1,000,000.00	0.00	0.00	0.00	0.21
MORGAN STANLEY LIQ GOVT-INST FUND		61747C707	427,000,000.00			1.00	427,000,000.00	0.00	0.00	0.00	0.30
<b>Security Type Sub-Total</b>			<b>430,000,000.00</b>				<b>430,000,000.00</b>	<b>0.00</b>	<b>0.00</b>	<b>0.00</b>	<b>0.30</b>
<b>Joint Powers Authority</b>											
INVESTMENT TRUST OF CALIFORNIA		CALTRUST3	10,000,000.00	DIRECT		1.00	10,000,000.00	0.00	0.00	0.00	0.34
CALIFORNIA ASSET MANAGEMENT PROGRAM		CAMPFM025	23,000,000.00	DIRECT		1.00	23,000,000.00	0.00	0.00	0.00	0.53

Managed Account Fair Market Value & Analytics

For the Month Ending April 30, 2022

SAN BERNARDINO COUNTY - 76990800

Security Type/Description Dated Date/Coupon/Maturity	CUSIP	Par	Broker	Next Call Date	Market Price	Market Value	Unreal G/L On Cost	Unreal G/L Amort Cost	Effective Duration	YTM at Mkt
<b>Joint Powers Authority</b>										
CALIFORNIA ASSET MANAGEMENT PROGRAM	CAMPMF025	25,000,000.00	DIRECT		1.00	25,000,000.00	0.00	0.00	0.00	0.53
CALIFORNIA ASSET MANAGEMENT PROGRAM	CAMPMF025	30,000,000.00	DIRECT		1.00	30,000,000.00	0.00	0.00	0.00	0.53
CALIFORNIA ASSET MANAGEMENT PROGRAM	CAMPMF025	32,000,000.00	DIRECT		1.00	32,000,000.00	0.00	0.00	0.00	0.53
CALIFORNIA ASSET MANAGEMENT PROGRAM	CAMPMF025	40,000,000.00	DIRECT		1.00	40,000,000.00	0.00	0.00	0.00	0.53
CALIFORNIA ASSET MANAGEMENT PROGRAM	CAMPMF025	50,000,000.00	DIRECT		1.00	50,000,000.00	0.00	0.00	0.00	0.53
CALIFORNIA ASSET MANAGEMENT PROGRAM	CAMPMF025	50,000,000.00	DIRECT		1.00	50,000,000.00	0.00	0.00	0.00	0.53
CALIFORNIA ASSET MANAGEMENT PROGRAM	CAMPMF025	150,000,000.00	DIRECT		1.00	150,000,000.00	0.00	0.00	0.00	0.53
CALIFORNIA ASSET MANAGEMENT PROGRAM	CAMPMF025	160,000,000.00	DIRECT		1.00	160,000,000.00	0.00	0.00	0.00	0.53
<b>Security Type Sub-Total</b>		<b>570,000,000.00</b>				<b>570,000,000.00</b>	<b>0.00</b>	<b>0.00</b>	<b>0.00</b>	<b>0.53</b>
<b>Federally Insured Cash Account</b>										
STONECASTLE FICA	FICAMF003	25,000,000.00			1.00	25,000,000.00	0.00	0.00	0.00	0.18
<b>Security Type Sub-Total</b>		<b>25,000,000.00</b>				<b>25,000,000.00</b>	<b>0.00</b>	<b>0.00</b>	<b>0.00</b>	<b>0.18</b>
<b>Federal Agency Commercial Mortgage-Backed Security</b>										
FHMS K033 A2 DTD 10/01/2013 3.060% 07/01/2023	3137B4WB8	2,800,000.00	CANTFIT		100.01	2,800,250.12	(178,468.63)	(80,829.95)	1.15	3.05
<b>FHLMC SERIES K037 A2 DTD 03/01/2014 3.490% 01/01/2024</b>	<b>3137B7YY9</b>	<b>59,843,000.00</b>	<b>JPMCHAS</b>		<b>100.42</b>	<b>60,092,897.19</b>	<b>(437,362.26)</b>	<b>(437,362.26)</b>	<b>1.63</b>	<b>3.23</b>
FHMS KMP1 A2 DTD 09/01/2017 2.982% 08/01/2024	3137FATE8	50,000,000.00	JPMCHAS		99.10	49,550,655.50	(4,472,782.00)	(3,100,496.67)	2.18	3.40
FHMS K729 A2 DTD 12/01/2017 3.136% 10/01/2024	3137FCM43	16,500,000.00	CANTFIT		99.47	16,412,834.30	(1,556,696.95)	(1,055,894.73)	2.33	3.36

**Managed Account Fair Market Value & Analytics**

For the Month Ending **April 30, 2022**

**SAN BERNARDINO COUNTY - 76990800**

<b>Security Type/Description</b>	<b>Dated Date/Coupon/Maturity</b>	<b>CUSIP</b>	<b>Par</b>	<b>Broker</b>	<b>Next Call Date</b>	<b>Market Price</b>	<b>Market Value</b>	<b>Unreal G/L On Cost</b>	<b>Unreal G/L Amort Cost</b>	<b>Effective Duration</b>	<b>YTM at Mkt</b>
<b>Federal Agency Commercial Mortgage-Backed Security</b>											
FHMS K045 A2	DTD 05/01/2015 3.023% 01/01/2025	3137BHXJ1	25,000,000.00	MS		99.44	24,859,351.75	(2,606,468.56)	(1,771,163.58)	2.56	3.24
FHMS K732 AM	DTD 06/28/2018 3.700% 05/01/2025	3137FG7G4	25,000,000.00	CANTFIT		100.95	25,238,476.75	(1,005,663.88)	(946,213.20)	2.84	3.37
FHMS KJ32 A1	DTD 11/01/2020 0.516% 06/01/2025	3137F72U8	1,186,970.16	JPM		94.01	1,115,896.12	(71,069.29)	(71,070.78)	2.02	2.54
<b>FHLMC SERIES K049 A2</b>	<b>DTD 10/01/2015 3.010%</b>	<b>3137BLMZ8</b>	<b>10,000,000.00</b>	<b>FHN</b>		<b>99.17</b>	<b>9,916,996.80</b>	<b>(107,221.95)</b>	<b>(107,221.95)</b>	<b>3.03</b>	<b>3.29</b>
FHMS K733 A2	DTD 11/09/2018 3.750% 08/01/2025	3137FJXO7	3,330,000.00	MORGANS		100.86	3,358,685.49	(256,315.68)	(218,815.53)	3.06	3.47
FHMS K050 A2	DTD 11/01/2015 3.334% 08/01/2025	3137BLW95	30,000,000.00	CANTFIT		100.09	30,025,851.60	(830,789.03)	(802,211.11)	3.08	3.31
FHMS K726 A1	DTD 06/01/2017 2.700% 10/01/2025	3137BYLE8	25,000,000.00	INCAPIT		97.86	24,466,161.50	(2,397,119.75)	(1,974,852.92)	3.26	3.36
FHMS KJ23 A1	DTD 01/29/2019 3.683% 10/01/2025	3137FKSQ0	60,000,000.00	JPMCHAS		101.15	60,692,569.20	(4,538,680.80)	(3,471,759.19)	3.21	3.33
FRESB 2021-SB82 A5	DTD 01/01/2021 0.670% 11/01/2025	30318CAA5	1,305,269.02	PIPER J		100.49	1,311,664.84	(5.22)	1,697.81	3.46	0.53
FRESB 2021-SB82 A5	DTD 01/01/2021 0.670% 11/01/2025	30318CAA5	3,045,627.72	WELLS_F		100.49	3,060,551.29	(12.19)	3,961.54	3.46	0.53
FHMS KJ33 A1	DTD 02/01/2021 0.440% 12/01/2025	3137F9ZD6	3,338,599.32	JPMCHAS		96.14	3,209,676.07	(128,816.42)	(128,842.77)	1.74	1.55
FRESB 2021-SB83	DTD 02/01/2021 0.670% 01/01/2026	30318NAA1	3,797,713.76	JPMCHAS		100.47	3,815,563.01	15.19	4,390.91	3.63	0.54
FHMS KJ34 A1	DTD 07/01/2021 0.681% 06/01/2026	3137H1LS3	8,497,574.80	JPMCHAS		92.04	7,820,791.57	(676,681.25)	(676,697.17)	2.97	2.74
FHMS K736 A2	DTD 09/01/2019 2.282% 07/01/2026	3137FNWX4	15,000,000.00	MORGANS		95.65	14,347,004.55	(1,211,979.83)	(1,165,201.49)	3.77	3.40
FHMS K729 A2	DTD 01/01/2020 2.525% 10/01/2026	3137FOXJ7	8,250,000.00	CANTFIT		96.58	7,968,221.75	(847,676.69)	(757,734.52)	4.17	3.36
FHMS KJ36 A1	DTD 12/01/2021 1.298% 12/01/2026	3137H4RZ5	2,293,779.89	MORGANS		92.99	2,132,878.52	(160,892.19)	(160,892.88)	3.45	2.93



**Managed Account Fair Market Value & Analytics**

For the Month Ending **April 30, 2022**

**SAN BERNARDINO COUNTY - 76990800**

<b>Security Type/Description</b>	<b>Dated Date/Coupon/Maturity</b>	<b>CUSIP</b>	<b>Par</b>	<b>Broker</b>	<b>Next Call Date</b>	<b>Market Price</b>	<b>Market Value</b>	<b>Unreal G/L On Cost</b>	<b>Unreal G/L Amort Cost</b>	<b>Effective Duration</b>	<b>YTM at Mkt</b>
<b>Federal Agency Commercial Mortgage-Backed Security</b>											
FHMS K062 A2		3137BUX60	10,000,000.00	MORGANS		100.37	10,036,800.90	(713,199.10)	(672,544.10)	4.24	3.33
DTD 02/01/2017 3.413% 12/01/2026											
FHMS K062 A2		3137BUX60	18,867,855.00	TOR DOM		100.37	18,937,290.40	(1,369,238.54)	(1,291,252.83)	4.24	3.33
DTD 02/01/2017 3.413% 12/01/2026											
FRESB 2022-SB97		30311SAA7	22,000,000.00	WELLS_F		93.87	20,651,180.00	(476,916.00)	(481,410.35)	4.55	3.17
DTD 04/01/2022 1.780% 02/01/2027											
FHMS KJ39 A1		3137H73W1	45,500,000.00	MORGANS		97.96	44,574,009.94	(918,482.56)	(918,524.13)	4.60	3.20
DTD 04/01/2022 2.750% 04/01/2027											
FHLMC MULTIFAMILY STRUCTURED P		3137F1G44	50,000,000.00	JPMCHAS		99.65	49,823,564.00	(463,545.38)	(462,113.81)	4.54	3.32
DTD 07/01/2017 3.243% 04/01/2027											
FHLMC MULTIFAMILY STRUCTURED P		3137F2LJ3	36,557,817.00	TOR DOM		99.24	36,281,347.05	(1,824,465.01)	(1,766,686.03)	4.58	3.28
DTD 08/01/2017 3.117% 06/01/2027											

<b>Security Type Sub-Total</b>			<b>537,114,206.67</b>				<b>532,501,170.21</b>	<b>(27,250,533.97)</b>	<b>(22,509,741.69)</b>	<b>3.30</b>	<b>3.24</b>
--------------------------------	--	--	-----------------------	--	--	--	-----------------------	------------------------	------------------------	-------------	-------------

<b>Federal Agency Bond / Note</b>											
FEDERAL FARM CREDIT BANK NOTES		3133ELYR9	100,000,000.00	JPMCHAS		99.99	99,994,300.00	121,300.00	(4,830.14)	0.02	0.59
DTD 05/06/2020 0.250% 05/06/2022											
FEDERAL HOME LOAN BANK		313379Q69	25,000,000.00	WELLSFAR		100.13	25,031,975.00	(124,525.00)	26,069.34	0.11	0.96
DTD 06/01/2012 2.125% 06/10/2022											
FFCB NOTES		3133ELDK7	40,000,000.00	INCAPITA		100.08	40,032,400.00	34,519.20	32,504.57	0.13	0.98
DTD 12/16/2019 1.630% 06/15/2022											
FREDDIE MAC NOTES		3137EAET2	25,000,000.00	WELLS_F		99.78	24,945,950.00	2,450.00	(47,489.21)	0.24	1.04
DTD 07/23/2020 0.125% 07/25/2022											
FANNIE MAE NOTES		3135G0W33	75,000,000.00	BARCLAYS		100.03	75,023,550.00	284,550.00	54,031.75	0.35	1.28
DTD 09/06/2019 1.375% 09/06/2022											
FEDERAL HOME LOAN BANKS NOTES		313380GJ0	10,000,000.00	WELLSFAR		100.25	10,025,130.00	(125,370.00)	7,320.15	0.36	1.29
DTD 08/13/2012 2.000% 09/09/2022											
FEDERAL HOME LOAN BANK NOTES		3130AKDH6	64,000,000.00	CITIGRP		99.38	63,604,352.00	(311,168.00)	(375,599.93)	0.48	1.44
DTD 10/22/2020 0.125% 10/21/2022											
FFCB NOTES		3133EMGX4	75,000,000.00	BARCLAY		99.20	74,399,550.00	(457,200.00)	(560,026.03)	0.57	1.56
DTD 11/23/2020 0.125% 11/23/2022											
FEDERAL FARM CREDIT BANK NOTES		3133EMPH9	10,000,000.00	CASTLE		98.71	9,871,000.00	(123,400.00)	(126,867.40)	0.76	1.85
DTD 02/03/2021 0.125% 02/03/2023											

**Managed Account Fair Market Value & Analytics**

For the Month Ending **April 30, 2022**

**SAN BERNARDINO COUNTY - 76990800**

<b>Security Type/Description</b>	<b>CUSIP</b>	<b>Par</b>	<b>Broker</b>	<b>Next Call Date</b>	<b>Market Price</b>	<b>Market Value</b>	<b>Unreal G/L On Cost</b>	<b>Unreal G/L Amort Cost</b>	<b>Effective Duration</b>	<b>YTM at Mkt</b>
<b>Federal Agency Bond / Note</b>										
FEDERAL FARM CREDIT BANK NOTES DTD 02/03/2021 0.125% 02/03/2023	3133EMPH9	40,000,000.00	TOR DOM		98.71	39,484,000.00	(493,600.00)	(507,469.59)	0.76	1.85
FEDERAL HOME LOAN BANKS NOTES DTD 02/21/2020 1.375% 02/17/2023	3130AJ7E3	50,000,000.00	WELLSFAR		99.60	49,798,750.00	(109,250.00)	(176,649.27)	0.80	1.89
FEDERAL HOME LOAN BANKS NOTES DTD 03/01/2018 2.750% 03/10/2023	3130ADRG9	10,000,000.00	TOR DOM		100.68	10,068,380.00	25,700.00	59,597.07	0.86	1.94
FREDDIE MAC NOTES DTD 04/20/2020 0.375% 04/20/2023	3137EAEQ8	50,000,000.00	CITIGRP		98.36	49,179,550.00	(695,450.00)	(780,039.04)	0.97	2.09
FREDDIE MAC NOTES DTD 05/07/2020 0.375% 05/05/2023	3137EAER6	100,000,000.00	WELLS_F		98.27	98,269,600.00	(1,688,400.00)	(1,716,220.68)	1.01	2.11
FFCB NOTES DTD 05/10/2021 0.125% 05/10/2023	3133EMYX4	56,000,000.00	BARCLAY		97.99	54,876,920.00	(1,051,400.00)	(1,086,356.27)	1.03	2.11
FANNIE MAE NOTES DTD 05/22/2020 0.250% 05/22/2023	3135G04Q3	100,000,000.00	CITIGRP		97.97	97,967,500.00	(1,731,500.00)	(1,926,394.06)	1.06	2.20
FFCB FLOATING NOTES DTD 06/09/2020 0.620% 06/09/2023	3133ELH72	45,000,000.00	LOOP CA		100.34	45,152,685.00	152,685.00	152,685.00	0.00	0.60
FREDDIE MAC NOTES DTD 06/26/2020 0.250% 06/26/2023	3137EAES4	23,000,000.00	TOR DOM		97.68	22,465,664.00	(467,176.00)	(508,514.67)	1.16	2.30
FANNIE MAE NOTES DTD 07/10/2020 0.250% 07/10/2023	3135G05G4	50,000,000.00	CITIGRP		97.50	48,748,050.00	(1,144,450.00)	(1,209,244.52)	1.20	2.39
FEDERAL FARM CREDIT BANKS NOTES DTD 08/14/2019 1.600% 08/14/2023	3133EKZK5	10,000,000.00	WELLSFAR		98.93	9,893,300.00	(153,800.00)	(122,009.13)	1.28	2.45
FREDDIE MAC NOTES DTD 08/21/2020 0.250% 08/24/2023	3137EAEV7	45,000,000.00	CITIGRP		97.15	43,719,615.00	(1,234,485.00)	(1,260,319.43)	1.32	2.46
FEDERAL HOME LOAN BANK NOTES DTD 09/10/2021 0.125% 08/28/2023	3130ANYM6	50,000,000.00	WELLS_F		96.97	48,485,050.00	(1,408,950.00)	(1,443,396.30)	1.33	2.45
FREDDIE MAC NOTES DTD 09/04/2020 0.250% 09/08/2023	3137EAEW5	32,000,000.00	WELLS_F		97.03	31,050,528.00	(938,912.00)	(944,715.68)	1.36	2.49
FREDDIE MAC NOTES DTD 10/16/2020 0.125% 10/16/2023	3137EAey1	64,000,000.00	WELLS_F		96.57	61,806,144.00	(1,955,136.00)	(2,077,657.13)	1.46	2.53
FREDDIE MAC NOTES DTD 11/05/2020 0.250% 11/06/2023	3137EAEZ8	75,000,000.00	CITIGRP		96.58	72,438,600.00	(2,493,900.00)	(2,527,280.47)	1.52	2.56
FEDERAL HOME LOAN BANK NOTES DTD 11/12/2021 0.500% 11/09/2023	3130APU29	35,000,000.00	MORGANS		96.94	33,927,775.00	(1,056,125.00)	(1,059,889.79)	1.52	2.56

**Managed Account Fair Market Value & Analytics**

For the Month Ending **April 30, 2022**

**SAN BERNARDINO COUNTY - 76990800**

<b>Security Type/Description</b>	<b>Dated Date/Coupon/Maturity</b>	<b>CUSIP</b>	<b>Par</b>	<b>Broker</b>	<b>Next Call Date</b>	<b>Market Price</b>	<b>Market Value</b>	<b>Unreal G/L On Cost</b>	<b>Unreal G/L Amort Cost</b>	<b>Effective Duration</b>	<b>YTM at Mkt</b>
<b>Federal Agency Bond / Note</b>											
FANNIE MAE NOTES	DTD 11/25/2020 0.250% 11/27/2023	3135G06H1	50,000,000.00	JPMCHAS		96.43	48,212,800.00	(1,730,200.00)	(1,757,323.06)	1.57	2.58
FREDDIE MAC NOTES	DTD 12/04/2020 0.250% 12/04/2023	3137EAFA2	62,000,000.00	CITIGRP		96.34	59,728,940.00	(2,209,680.00)	(2,238,436.11)	1.59	2.61
FANNIE MAE NOTES	DTD 02/08/2019 2.500% 02/05/2024	3135G0V34	100,000,000.00	JPM_CHAS		99.68	99,676,000.00	48,000.00	(192,381.79)	1.73	2.69
FHLB BONDS	DTD 02/15/2019 2.500% 02/13/2024	3130AFW94	50,000,000.00	BARCLAYS		99.65	49,827,400.00	4,400.00	(109,233.22)	1.75	2.70
FEDERAL HOME LOAN BANK NOTES	DTD 03/25/2022 2.125% 02/28/2024	3130ARHG9	30,000,000.00	WELLS_F		98.97	29,690,640.00	(275,160.00)	(276,954.89)	1.80	2.71
FHLMC (CALLABLE) NOTES	DTD 04/29/2020 0.570% 04/29/2024	3134GVPP7	25,000,000.00	CANTFIT		95.79	23,946,650.00	(1,053,350.00)	(1,053,350.00)	1.99	2.75
FHLMC (CALLABLE) NOTES	DTD 05/20/2020 0.510% 05/20/2024	3134GVUY2	25,000,000.00	WELLS_F	05/20/22	95.49	23,873,650.00	(1,126,350.00)	(1,126,350.00)	0.08	2.78
FHLMC (CALLABLE) NOTES	DTD 05/20/2020 0.500% 05/20/2024	3134GVXC7	25,000,000.00	INCAPIT	05/20/22	95.47	23,868,700.00	(1,131,300.00)	(1,131,300.00)	0.08	2.78
FANNIE MAE NOTES	DTD 07/08/2019 1.750% 07/02/2024	3135G0V75	25,000,000.00	CITI		97.81	24,451,375.00	(329,625.00)	(453,203.57)	2.13	2.80
FEDERAL HOME LOAN BANK NOTES	DTD 08/15/2014 2.875% 09/13/2024	3130A2UW4	25,000,000.00	WELLSFAR		100.10	25,024,875.00	(1,425,875.00)	(666,947.41)	2.30	2.83
FEDERAL HOME LOAN BANK NOTES	DTD 08/15/2014 2.875% 09/13/2024	3130A2UW4	25,000,000.00	MORGANST		100.10	25,024,875.00	(1,408,450.00)	(659,391.51)	2.30	2.83
FANNIE MAE NOTES	DTD 10/18/2019 1.625% 10/15/2024	3135G0W66	25,000,000.00	CITI		97.12	24,279,125.00	(678,125.00)	(699,828.12)	2.42	2.85
FFCB NOTES	DTD 11/18/2021 0.875% 11/18/2024	3133ENEJ5	75,000,000.00	WELLS_F		95.11	71,335,275.00	(3,578,475.00)	(3,591,381.02)	2.52	2.88
FEDERAL HOME LOAN BANK NOTES	DTD 11/06/2014 2.750% 12/13/2024	3130A3GE8	10,000,000.00	JEFFERIE		99.62	9,962,250.00	(553,380.00)	(306,664.39)	2.52	2.90
FEDERAL HOME LOAN BANK NOTES	DTD 11/06/2014 2.750% 12/13/2024	3130A3GE8	25,000,000.00	INTL_FCS		99.62	24,905,625.00	(1,478,875.00)	(816,427.59)	2.52	2.90
FEDERAL HOME LOAN BANK NOTES	DTD 11/06/2014 2.750% 12/13/2024	3130A3GE8	25,000,000.00	WELLSFAR		99.62	24,905,625.00	(1,381,875.00)	(765,839.58)	2.52	2.90
FFCB NOTES	DTD 01/11/2022 1.125% 01/06/2025	3133ENKS8	38,000,000.00	JPMCHAS		95.43	36,264,122.00	(1,650,378.00)	(1,658,998.53)	2.64	2.91

**Managed Account Fair Market Value & Analytics**

For the Month Ending **April 30, 2022**

**SAN BERNARDINO COUNTY - 76990800**

<b>Security Type/Description</b>	<b>Dated Date/Coupon/Maturity</b>	<b>CUSIP</b>	<b>Par</b>	<b>Broker</b>	<b>Next Call Date</b>	<b>Market Price</b>	<b>Market Value</b>	<b>Unreal G/L On Cost</b>	<b>Unreal G/L Amort Cost</b>	<b>Effective Duration</b>	<b>YTM at Mkt</b>
<b>Federal Agency Bond / Note</b>											
FANNIE MAE NOTES		3135G0X24	75,000,000.00	BARCLAYS		96.71	72,530,400.00	(2,230,350.00)	(2,340,793.26)	2.63	2.91
DTD 01/10/2020 1.625% 01/07/2025											
FREDDIE MAC NOTES		3137EAEP0	50,000,000.00	WELLSFAR		96.24	48,117,700.00	(1,843,800.00)	(1,860,824.38)	2.73	2.92
DTD 02/14/2020 1.500% 02/12/2025											
FEDERAL FARM CREDIT BANK NOTES		3133ENPG9	30,000,000.00	WELLS_F		96.89	29,067,510.00	(852,390.00)	(857,876.30)	2.73	2.92
DTD 02/15/2022 1.750% 02/14/2025											
FEDERAL HOME LOAN BANKS NOTES		3130A4CH3	25,840,000.00	DAIWA		98.48	25,447,774.64	(1,210,319.76)	(837,608.70)	2.79	2.93
DTD 02/17/2015 2.375% 03/14/2025											
FANNIE MAE NOTES		3135G03U5	50,000,000.00	CITIGRP		93.43	46,714,550.00	(3,182,450.00)	(3,224,067.87)	2.96	2.95
DTD 04/24/2020 0.625% 04/22/2025											
FHLMC (CALLABLE) NOTES		3134GVPR3	25,000,000.00	PIPER J	05/06/22	93.48	23,370,225.00	(1,629,775.00)	(1,629,775.00)	0.05	2.98
DTD 05/06/2020 0.700% 05/06/2025											
FANNIE MAE NOTES		3135G04Z3	50,000,000.00	WELLS_F		92.71	46,353,750.00	(3,542,750.00)	(3,581,392.27)	3.11	2.96
DTD 06/19/2020 0.500% 06/17/2025											
FREDDIE MAC NOTES		3137EAEU9	45,000,000.00	WELLS_F		92.19	41,483,790.00	(3,292,110.00)	(3,371,601.61)	3.21	2.93
DTD 07/23/2020 0.375% 07/21/2025											
FANNIE MAE NOTES		3135G05X7	50,000,000.00	BARCLAY		91.91	45,954,100.00	(3,811,900.00)	(3,890,413.16)	3.30	2.95
DTD 08/27/2020 0.375% 08/25/2025											
FREDDIE MAC (CALLABLE) NOTES		3134GWA22	19,900,000.00	OPCO		92.32	18,372,535.70	(1,527,464.30)	(1,527,464.30)	3.31	2.98
DTD 09/02/2020 0.550% 09/02/2025											
FEDERAL HOME LOAN BANK NOTES		3130AK5E2	14,000,000.00	WELLS_F		91.79	12,850,614.00	(1,107,386.00)	(1,121,170.50)	3.33	2.97
DTD 09/11/2020 0.375% 09/04/2025											
FREDDIE MAC NOTES		3137EAEX3	20,000,000.00	CITIGRP		91.70	18,339,440.00	(1,600,360.00)	(1,619,601.56)	3.38	2.96
DTD 09/25/2020 0.375% 09/23/2025											
FANNIE MAE NOTES		3135G06G3	45,000,000.00	BARCLAY		91.80	41,308,245.00	(3,530,655.00)	(3,577,985.31)	3.49	2.97
DTD 11/12/2020 0.500% 11/07/2025											
<b>Security Type Sub-Total</b>			<b>2,398,740,000.00</b>				<b>2,335,148,879.34</b>	<b>(66,463,400.86)</b>	<b>(65,073,345.87)</b>	<b>1.53</b>	<b>2.30</b>
<b>Corporate Note</b>											
JOHN DEERE CAPITAL CORP CORP NOTES		24422EVA4	5,000,000.00	CITI		100.00	4,999,920.00	6,370.00	195.97	0.12	1.95
DTD 09/12/2019 1.950% 06/13/2022											

**Managed Account Fair Market Value & Analytics**

For the Month Ending **April 30, 2022**

**SAN BERNARDINO COUNTY - 76990800**

<b>Security Type/Description</b>	<b>CUSIP</b>	<b>Par</b>	<b>Broker</b>	<b>Next Call Date</b>	<b>Market Price</b>	<b>Market Value</b>	<b>Unreal G/L On Cost</b>	<b>Unreal G/L Amort Cost</b>	<b>Effective Duration</b>	<b>YTM at Mkt</b>
<b>Corporate Note</b>										
JOHN DEERE CAPITAL CORP CORPORATE NOTES DTD 06/04/2020 0.550% 07/05/2022	24422EVG1	5,000,000.00	BARCLAY		99.88	4,993,865.00	(5,085.00)	(6,045.32)	0.18	1.23
CHEVRON USA INC CORPORATE NOTES DTD 08/12/2020 0.333% 08/12/2022	166756AF3	14,500,000.00	CITIGRP		99.37	14,408,635.50	(91,364.50)	(91,364.50)	0.29	2.57
EXXON MOBIL CORPORATION CORPORATE NOTES DTD 08/16/2019 1.902% 08/16/2022	30231GBB7	3,000,000.00	MORGANST		100.00	2,999,862.00	(138.00)	(138.00)	0.30	1.91
US BANK NA CINCINNATI DTD 12/09/2019 1.950% 01/09/2023	90331HPF4	12,000,000.00	BARCLAYS	12/09/22	99.99	11,998,308.00	8,388.00	570.86	0.61	1.97
BANK OF NY MELLON CORP NOTES (CALLABLE) DTD 01/28/2020 1.850% 01/27/2023	06406RAM9	5,000,000.00	DIRECT	01/02/23	99.85	4,992,600.00	(79,750.00)	(25,561.33)	0.67	2.05
BANK OF NY MELLON CORP NOTES (CALLABLE) DTD 01/28/2020 1.850% 01/27/2023	06406RAM9	17,241,000.00	MKTX	01/02/23	99.85	17,215,483.32	(55,171.20)	(50,585.45)	0.67	2.05
TOTOTA MOTOR CREDIT CORP CORP NOTE (FLOA) DTD 12/13/2021 0.650% 06/13/2023	89236TJS5	10,000,000.00	JPMCHAS		99.84	9,984,450.00	(15,550.00)	(15,550.00)	0.00	0.63
JOHN DEERE CAPITAL CORP CORPORATE NOTES DTD 06/04/2020 0.700% 07/05/2023	24422EVH9	3,000,000.00	BARCLAY		97.60	2,927,940.00	(69,600.00)	(71,120.57)	1.18	2.78
CHEVRON USA INC CORPORATE NOTES DTD 08/12/2020 0.426% 08/11/2023	166756AJ5	10,000,000.00	BARCLAY		97.36	9,735,900.00	(264,100.00)	(264,100.00)	1.28	2.53
JOHN DEERE CAPITAL CORP CORPORATE NOTES DTD 10/09/2020 0.400% 10/10/2023	24422EVJ5	3,000,000.00	MITSU		96.59	2,897,655.00	(98,865.00)	(100,671.68)	1.44	2.83
JOHN DEERE CAPITAL CORP CORPORATE NOTES DTD 01/10/2022 0.900% 01/10/2024	24422EVX4	3,000,000.00	RBC		96.72	2,901,618.00	(97,902.00)	(97,974.99)	1.68	2.90
BANK OF NY MELLON CORP NOTES (CALLABLE) DTD 02/04/2014 3.650% 02/04/2024	06406HCS6	6,957,000.00	JPMCHAS	01/05/24	100.96	7,023,933.30	(339,077.22)	(255,147.40)	1.63	3.08

**Managed Account Fair Market Value & Analytics**

For the Month Ending **April 30, 2022**

**SAN BERNARDINO COUNTY - 76990800**

<b>Security Type/Description</b>	<b>CUSIP</b>	<b>Par</b>	<b>Broker</b>	<b>Next Call Date</b>	<b>Market Price</b>	<b>Market Value</b>	<b>Unreal G/L On Cost</b>	<b>Unreal G/L Amort Cost</b>	<b>Effective Duration</b>	<b>YTM at Mkt</b>
<b>Corporate Note</b>										
TOYOTA MOTOR CREDIT CORP CORPORATE NOTES DTD 03/22/2022 2.500% 03/22/2024	89236TJX4	20,000,000.00	JPMCHAS		99.05	19,810,260.00	(177,340.00)	(178,018.52)	1.86	3.02
AMAZON.COM INC CORPORATE NOTES DTD 04/13/2022 2.730% 04/13/2024	023135CD6	50,000,000.00	JPMCHAS		99.94	49,971,400.00	(28,600.00)	(28,600.00)	1.92	2.76
BANK ON NY MELLON CORP FLT NOTES (CALLAB) DTD 04/26/2021 0.560% 04/26/2024	06406RAT4	15,000,000.00	JPM	03/26/24	99.48	14,922,645.00	(77,355.00)	(77,355.00)	0.01	0.53
BANK OF NY MELLON CORP NOTES (CALLABLE) DTD 04/26/2021 0.500% 04/26/2024	06406RAS6	35,000,000.00	JPM	03/26/24	95.09	33,281,080.00	(1,681,470.00)	(1,694,112.79)	1.90	3.06
JOHN DEERE CAPITAL CORP CORPORATE NOTES DTD 06/10/2021 0.450% 06/07/2024	24422EVO9	30,000,000.00	LOOP		95.00	28,498,950.00	(1,463,550.00)	(1,474,700.50)	2.09	2.92
TOYOTA MOTOR CREDIT CORP CORPORATE NOTES DTD 06/18/2021 0.500% 06/18/2024	89236TJH9	15,000,000.00	CITIGRP		94.59	14,188,875.00	(793,275.00)	(798,437.82)	2.12	3.14
TOTOTA MOTOR CREDIT CORP NOTE (FLOAT) DTD 06/18/2021 0.560% 06/18/2024	89236TJJ5	20,000,000.00	CITIGRP		99.20	19,839,120.00	(160,880.00)	(160,880.00)	0.01	0.53
JOHN DEERE CAPITAL CORP CORPORATE NOTES DTD 09/10/2021 0.625% 09/10/2024	24422EVU0	15,000,000.00	CITIGRP		94.57	14,185,965.00	(804,285.00)	(806,357.76)	2.35	3.02
TOYOTA MOTOR CREDIT CORP CORPORATE NOTES DTD 09/13/2021 0.625% 09/13/2024	89236TJN6	40,000,000.00	JPMCHAS		94.32	37,727,160.00	(2,254,040.00)	(2,257,985.26)	2.36	3.13
BANK OF NY MELLON CORP (CALLABLE) CORPOR DTD 10/25/2021 0.850% 10/25/2024	06406RAX5	50,000,000.00	JPMCHAS	09/25/24	94.70	47,349,050.00	(2,618,450.00)	(2,624,024.82)	2.39	3.08
BANK OF NY MELLON CORP FLT NOTES (CALLAB) DTD 10/25/2021 0.500% 10/25/2024	06406RAY3	50,000,000.00	JPMCHAS		99.11	49,555,850.00	(444,150.00)	(444,150.00)	0.01	0.48

**Managed Account Fair Market Value & Analytics**

For the Month Ending **April 30, 2022**

**SAN BERNARDINO COUNTY - 76990800**

<b>Security Type/Description</b> <b>Dated Date/Coupon/Maturity</b>	<b>CUSIP</b>	<b>Par</b>	<b>Broker</b>	<b>Next Call Date</b>	<b>Market Price</b>	<b>Market Value</b>	<b>Unreal G/L On Cost</b>	<b>Unreal G/L Amort Cost</b>	<b>Effective Duration</b>	<b>YTM at Mkt</b>
<b>Corporate Note</b>										
JOHN DEERE CAPITAL CORP CORPORATE NOTES DTD 01/10/2022 1.250% 01/10/2025	24422EVY2	10,000,000.00	RBC		94.93	9,492,560.00	(502,740.00)	(503,216.00)	2.65	3.23
JOHN DEERE CAPITAL CORP CORPORATE NOTES DTD 03/07/2022 2.125% 03/07/2025	24422EWB1	7,000,000.00	MITSU		97.13	6,799,254.00	(197,736.00)	(197,887.05)	2.78	3.18
AMAZON.COM INC CORPORATE NOTES DTD 04/13/2022 3.000% 04/13/2025	023135CE4	50,000,000.00	JPMCHAS		99.70	49,848,250.00	(72,250.00)	(73,555.66)	2.85	3.11
BANK OF NY MELLON CORP (CALLABLE) CORP N DTD 04/26/2022 3.350% 04/25/2025	06406RBC0	50,000,000.00	CITIGRP	03/25/25	99.80	49,900,100.00	(92,900.00)	(92,931.96)	2.87	3.42
<b>Security Type Sub-Total</b>		<b>554,698,000.00</b>				<b>542,450,689.12</b>	<b>(12,470,865.92)</b>	<b>(12,389,705.55)</b>	<b>1.69</b>	<b>2.51</b>
<b>Commercial Paper</b>										
COOPERATIEVE RABOBANK UA COMM PAPER DTD 07/01/2021 0.000% 05/02/2022	21687BE23	25,000,000.00	RABOBAN		100.00	24,999,200.00	20,102.78	(702.78)	0.01	0.58
COOPERATIEVE RABOBANK UA COMM PAPER DTD 07/01/2021 0.000% 05/04/2022	21687BE49	50,000,000.00	RABOBAN		99.99	49,997,200.00	44,450.00	(2,216.67)	0.01	0.50
STARBIRD FUNDING CORP COMM PAPER DTD 07/26/2021 0.000% 05/05/2022	85520ME58	25,000,000.00	CITI		99.99	24,997,725.00	25,919.44	(1,469.44)	0.02	0.66
CRC FUNDING LLC COMM PAPER DTD 10/19/2021 0.000% 05/05/2022	12619UE56	50,000,000.00	BOFA		99.99	49,994,750.00	36,000.00	(3,583.33)	0.02	0.76
ROYAL BANK OF CANADA NY COMM PAPER DTD 05/26/2021 0.000% 05/18/2022	78015DEJ5	50,000,000.00	RBC		99.96	49,980,700.00	39,588.89	(15,522.22)	0.05	0.77
ING (US) FUNDING LLC COMM PAPER DTD 08/22/2021 0.000% 05/19/2022	4497W1EK8	75,000,000.00	BARCLAY		99.95	74,964,450.00	49,491.67	(25,800.00)	0.06	0.90
JP MORGAN SECURITIES LLC COMM PAPER DTD 03/22/2021 0.000% 05/27/2022	46640QET4	50,000,000.00	CHASE		99.94	49,969,400.00	29,483.33	(23,016.67)	0.08	0.82
LA FAYETTE ASSET SECURIT COMM PAPER DTD 12/27/2021 0.000% 05/27/2022	50286MET4	50,000,000.00	CHASE		99.95	49,974,350.00	63,933.33	1,433.33	0.08	0.68

**Managed Account Fair Market Value & Analytics**

For the Month Ending **April 30, 2022**

**SAN BERNARDINO COUNTY - 76990800**

<b>Security Type/Description</b>	<b>Dated Date/Coupon/Maturity</b>	<b>CUSIP</b>	<b>Par</b>	<b>Broker</b>	<b>Next Call Date</b>	<b>Market Price</b>	<b>Market Value</b>	<b>Unreal G/L On Cost</b>	<b>Unreal G/L Amort Cost</b>	<b>Effective Duration</b>	<b>YTM at Mkt</b>
<b>Commercial Paper</b>											
COOPERATIEVE RABOBANK UA COMM PAPER	DTD 08/26/2020 0.000% 06/06/2022	21687BF63	50,000,000.00	RABOBAN		99.93	49,966,700.00	25,283.33	(23,800.00)	0.11	0.65
JP MORGAN SECURITIES LLC COMM PAPER	DTD 03/22/2021 0.000% 06/07/2022	46640OF71	25,000,000.00	CHASE		99.91	24,977,125.00	3,062.50	(19,020.83)	0.11	0.87
APPLE INC COMM PAPER	-- 0.000% 06/13/2022	03785EFD1	50,000,000.00	BARCLAY		99.92	49,962,450.00	10,366.67	(7,688.89)	0.13	0.61
LIBERTY STREET FDG LLC COMM PAPER	DTD 02/14/2022 0.000% 06/14/2022	53127UFE5	25,000,000.00	BOFA		99.89	24,971,975.00	18,919.44	(8,163.89)	0.13	0.90
JP MORGAN SECURITIES LLC COMM PAPER	DTD 03/22/2021 0.000% 07/05/2022	46640OG54	25,000,000.00	CHASE		99.82	24,953,925.00	(12,825.00)	(37,950.00)	0.19	1.01
CHARIOT FUNDING LLC COMM PAPER	-- 0.000% 07/07/2022	15963UG75	25,000,000.00	CHASE		99.81	24,951,525.00	(8,030.56)	(33,586.11)	0.19	1.03
LA FAYETTE ASSET SECURIT COMM PAPER	DTD 01/07/2022 0.000% 07/07/2022	50286MG70	48,000,000.00	CHASE		99.80	47,904,816.00	46,056.00	402.67	0.19	1.05
BNP PARIBAS FORTIS FUNDING SA COMM PAPER	DTD 10/27/2021 0.000% 07/11/2022	09659KGB0	25,000,000.00	BNP		99.79	24,946,325.00	(19,765.28)	(44,306.95)	0.21	1.08
CAFCO LLC COMM PAPER	DTD 01/31/2022 0.000% 07/12/2022	1247P3GC0	50,000,000.00	CITIGRP		99.77	49,884,450.00	31,741.67	(14,550.00)	0.21	1.14
NATIXIS NY BRANCH COMM PAPER	DTD 12/21/2020 0.000% 07/13/2022	63873KGD3	50,000,000.00	NATIXIS		99.78	49,890,000.00	(32,416.67)	(88,708.33)	0.21	1.07
CREDIT AGRICOLE CIB NY COMM PAPER	DTD 01/13/2022 0.000% 07/13/2022	22533UGD9	50,000,000.00	CREDITA		99.81	49,904,450.00	33,700.00	(244.44)	0.21	0.93
COOPERATIEVE RABOBANK UA COMM PAPER	DTD 08/26/2020 0.000% 07/14/2022	21687BGE5	25,000,000.00	RABOBAN		99.81	24,952,875.00	(10,111.11)	(36,590.28)	0.21	0.91
CITIGROUP GLOBAL MARKETS COMM PAPER	DTD 07/20/2021 0.000% 07/20/2022	17327BGL3	25,000,000.00	GREAT P		99.74	24,934,725.00	(14,358.33)	(43,608.33)	0.23	1.16
CHARIOT FUNDING LLC COMM PAPER	-- 0.000% 07/25/2022	15963UGR1	25,000,000.00	CHASE		99.72	24,929,825.00	(10,175.00)	(41,841.67)	0.24	1.18



**Managed Account Fair Market Value & Analytics**

For the Month Ending **April 30, 2022**

**SAN BERNARDINO COUNTY - 76990800**

<b>Security Type/Description</b>	<b>CUSIP</b>	<b>Par</b>	<b>Broker</b>	<b>Next Call Date</b>	<b>Market Price</b>	<b>Market Value</b>	<b>Unreal G/L On Cost</b>	<b>Unreal G/L Amort Cost</b>	<b>Effective Duration</b>	<b>YTM at Mkt</b>
<b>Commercial Paper</b>										
CANADIAN IMPERIAL HLDING COMM PAPER DTD 10/30/2020 0.000% 07/25/2022	13607FGR1	50,000,000.00	CIBC		99.74	49,868,800.00	(41,200.00)	(102,866.67)	0.24	1.10
ING (US) FUNDING LLC COMM PAPER DTD 07/27/2021 0.000% 07/27/2022	4497W1GT7	50,000,000.00	BARCLAY		99.71	49,854,900.00	(35,655.56)	(96,766.67)	0.25	1.19
CITIGROUP GLOBAL MARKETS COMM PAPER DTD 11/02/2021 0.000% 07/29/2022	17327BGV1	50,000,000.00	CITI		99.69	49,844,550.00	(55,325.00)	(122,075.00)	0.26	1.25
JP MORGAN SECURITIES LLC COMM PAPER DTD 03/22/2021 0.000% 08/01/2022	46640QH12	50,000,000.00	CHASE		99.70	49,852,250.00	(46,500.00)	(109,416.67)	0.26	1.15
NATIXIS NY BRANCH COMM PAPER DTD 11/09/2021 0.000% 08/05/2022	63873KH59	50,000,000.00	NATIXIS		99.68	49,839,050.00	(46,116.67)	(108,950.00)	0.27	1.20
TOYOTA MOTOR CREDIT CORP COMM PAPER DTD 08/08/2021 0.000% 08/08/2022	89233HH80	25,000,000.00	TOYOTA		99.66	24,915,225.00	(8,566.67)	(44,212.50)	0.28	1.22
NATIXIS NY BRANCH COMM PAPER DTD 01/07/2022 0.000% 08/11/2022	63873KHB6	25,000,000.00	NATIXIS		99.65	24,912,200.00	14,213.89	4,283.33	0.29	1.23
METLIFE SHORT TERM FUND COMM PAPER DTD 02/19/2022 0.000% 08/19/2022	59157UHK9	41,400,000.00	CHASE		99.65	41,254,354.80	864.80	(21,675.20)	0.31	1.15
COOPERATIEVE RABOBANK UA COMM PAPER DTD 08/26/2020 0.000% 08/24/2022	21687BHQ7	50,000,000.00	RABOBAN		99.62	49,808,800.00	(70,200.00)	(138,491.67)	0.33	1.19
TORONTO DOMINION HDG USA COMM PAPER DTD 10/13/2021 0.000% 08/24/2022	89116FHO6	50,000,000.00	TOR DOM		99.56	49,779,400.00	(93,725.00)	(164,697.22)	0.33	1.38
TOYOTA MOTOR CREDIT CORP COMM PAPER DTD 09/01/2020 0.000% 09/01/2022	89233HJ13	50,000,000.00	TOYOTA		99.54	49,770,100.00	(103,344.44)	(171,816.66)	0.35	1.34
BANK OF MONTREAL CHICAGO COMM PAPER DTD 09/01/2021 0.000% 09/01/2022	06366HJ16	50,000,000.00	BMO		99.57	49,784,250.00	(64,277.78)	(145,708.33)	0.35	1.26
NATIXIS NY BRANCH COMM PAPER DTD 12/06/2021 0.000% 09/02/2022	63873KJ24	25,000,000.00	NATIXIS		99.53	24,882,975.00	16,100.00	5,252.78	0.35	1.35

**Managed Account Fair Market Value & Analytics**

For the Month Ending **April 30, 2022**

**SAN BERNARDINO COUNTY - 76990800**

<b>Security Type/Description</b> <b>Dated Date/Coupon/Maturity</b>	<b>CUSIP</b>	<b>Par</b>	<b>Broker</b>	<b>Next Call Date</b>	<b>Market Price</b>	<b>Market Value</b>	<b>Unreal G/L On Cost</b>	<b>Unreal G/L Amort Cost</b>	<b>Effective Duration</b>	<b>YTM at Mkt</b>
<b>Commercial Paper</b>										
ING (US) FUNDING LLC COMM PAPER DTD 09/07/2021 0.000% 09/07/2022	4497W1J72	50,000,000.00	WELLS_F		99.50	49,750,800.00	(92,533.33)	(164,991.66)	0.37	1.39
NATIXIS NY BRANCH COMM PAPER DTD 04/08/2022 0.000% 09/08/2022	63873KJ81	50,000,000.00	NATIXIS		99.50	49,748,700.00	41,950.00	(2,133.33)	0.36	1.39
OLD LINE FUNDING LLC COMM PAPER DTD 10/13/2021 0.000% 09/14/2022	67983UJE4	25,000,000.00	CHASE		99.48	24,871,225.00	30,502.78	(13,552.78)	0.39	1.36
NATIXIS NY BRANCH COMM PAPER DTD 01/07/2022 0.000% 09/14/2022	63873KJE8	25,000,000.00	NATIXIS		99.46	24,865,450.00	14,491.67	3,338.89	0.39	1.42
JP MORGAN SECURITIES LLC COMM PAPER DTD 03/21/2022 0.000% 09/21/2022	46640QJM4	50,000,000.00	JPMCHAS		99.44	49,718,350.00	61,475.00	(13,525.00)	0.41	1.42
COOPERATIEVE RABOBANK UA COMM PAPER DTD 09/30/2021 0.000% 09/30/2022	21687BJW2	50,000,000.00	RABOBAN		99.39	49,693,600.00	(22,136.11)	(101,622.22)	0.43	1.45
CITIGROUP GLOBAL MARKETS COMM PAPER DTD 11/02/2021 0.000% 10/03/2022	17327BK38	50,000,000.00	CITIGRP		99.28	49,638,300.00	(174,200.00)	(254,061.11)	0.44	1.68
NATIXIS NY BRANCH COMM PAPER DTD 11/09/2021 0.000% 10/03/2022	63873KK30	50,000,000.00	NATIXIS		99.34	49,670,800.00	(141,700.00)	(221,561.11)	0.44	1.53
OLD LINE FUNDING LLC COMM PAPER DTD 01/05/2022 0.000% 10/05/2022	67983UK51	50,000,000.00	CHASE		99.35	49,676,500.00	47,902.78	(11,680.55)	0.45	1.48
CAFCO LLC COMM PAPER DTD 01/31/2022 0.000% 10/07/2022	1247P3K76	25,000,000.00	CHASE		99.23	24,807,100.00	(3,608.33)	(22,858.33)	0.45	1.75
BEDFORD ROW FUNDING CORP COMM PAPER DTD 02/07/2022 0.000% 11/01/2022	07644BL18	25,000,000.00	CASTLE		99.03	24,757,975.00	(497.22)	(5,636.11)	0.52	1.90
JP MORGAN SECURITIES LLC COMM PAPER DTD 03/05/2022 0.000% 11/30/2022	46640QLW9	25,000,000.00	CHASE		98.78	24,695,375.00	(3,236.11)	(8,791.67)	0.60	2.08
CITIGROUP GLOBAL MARKETS COMM PAPER DTD 03/31/2022 0.000% 01/03/2023	17327BN35	50,000,000.00	CITIGRP		98.51	49,254,200.00	(7,050.00)	(69,980.56)	0.70	2.20
<b>Security Type Sub-Total</b>		<b>1,964,400,000.00</b>				<b>1,957,524,170.80</b>	<b>(411,954.20)</b>	<b>(2,574,730.85)</b>	<b>0.24</b>	<b>1.16</b>

**Certificate of Deposit**

**Managed Account Fair Market Value & Analytics**

For the Month Ending **April 30, 2022**

**SAN BERNARDINO COUNTY - 76990800**

<b>Security Type/Description</b>	<b>CUSIP</b>	<b>Par</b>	<b>Broker</b>	<b>Next Call Date</b>	<b>Market Price</b>	<b>Market Value</b>	<b>Unreal G/L On Cost</b>	<b>Unreal G/L Amort Cost</b>	<b>Effective Duration</b>	<b>YTM at Mkt</b>
<b>Certificate of Deposit</b>										
BNP PARIBAS NY BRANCH CERT DEPOS DTD 05/10/2021 0.220% 05/02/2022	05586FJL2	125,000,000.00	BNP		100.00	124,993,836.25	(6,163.75)	(6,163.75)	0.01	1.11
BANK OF NOVA SCOTIA HOUS CERT DEPOS DTD 12/08/2021 0.240% 05/19/2022	06417MTX3	50,000,000.00	SCOTIA		99.97	49,984,152.45	(15,847.55)	(15,847.55)	0.06	0.84
SWEDBANK NY CERT DEPOS DTD 12/03/2021 0.250% 05/27/2022	87019V5A1	50,000,000.00	DIRECT		99.96	49,978,203.80	(21,796.20)	(21,796.20)	0.08	0.83
CANADIAN IMP BK COMM NY CERT DEPOS DTD 05/27/2021 0.180% 06/01/2022	13606CTM6	50,000,000.00	CIBC		99.93	49,963,290.60	(36,709.40)	(36,709.40)	0.09	1.01
ROYAL BANK OF CANADA NY CERT DEPOS DTD 05/26/2021 0.180% 06/01/2022	78012UM36	50,000,000.00	RBC		99.93	49,963,290.40	(36,709.60)	(36,709.60)	0.09	1.01
BANK OF NOVA SCOTIA HOUS CERT DEPOS DTD 07/07/2021 0.180% 06/01/2022	06417MOS7	50,000,000.00	SCOTIA		99.93	49,963,299.80	(36,700.20)	(36,700.20)	0.09	1.00
BANK OF NOVA SCOTIA HOUS CERT DEPOS DTD 09/09/2021 0.170% 06/01/2022	06417MRG2	50,000,000.00	SCOTIA		99.93	49,962,859.10	(37,140.90)	(37,140.90)	0.09	1.01
SVENSKA HANDELSBANKEN NY CERT DEPOS DTD 09/28/2021 0.150% 06/02/2022	86959RTK6	50,000,000.00	DIRECT		99.92	49,960,800.75	(39,199.25)	(39,199.25)	0.09	1.01
BANK OF MONTREAL CHICAGO FLOATING CD DTD 06/29/2021 0.440% 06/29/2022	06367CHL4	50,000,000.00	CHASE		99.97	49,986,450.00	(17,806.50)	(14,370.70)	0.00	0.42
ROYAL BANK OF CANADA NY CERT DEPOS DTD 06/23/2021 0.200% 07/01/2022	78012UN92	50,000,000.00	RBC		99.81	49,902,900.20	(97,099.80)	(97,099.80)	0.18	1.33
NORDEA BANK ABP NEW YORK CERT DEPOS DTD 06/25/2021 0.190% 07/01/2022	65558UDE9	50,000,000.00	CASTLE		99.80	49,902,038.20	(97,961.80)	(97,961.80)	0.18	1.33
SVENSKA HANDELSBANKEN NY CERT DEPOS DTD 09/28/2021 0.160% 07/01/2022	86959RTL4	50,000,000.00	DIRECT		99.80	49,899,496.85	(100,503.15)	(100,503.15)	0.18	1.33
BANK OF NOVA SCOTIA HOUS CERT DEPOS DTD 06/24/2021 0.200% 07/01/2022	06417MOM0	75,000,000.00	CHASE		99.81	74,854,351.20	(145,648.80)	(145,648.80)	0.18	1.33
BANK OF MONTREAL CHICAGO CERT DEPOS DTD 06/23/2021 0.200% 07/01/2022	06367CGY7	100,000,000.00	BMO		99.81	99,805,800.40	(194,199.60)	(194,199.60)	0.18	1.33

**Managed Account Fair Market Value & Analytics**

For the Month Ending **April 30, 2022**

**SAN BERNARDINO COUNTY - 76990800**

<b>Security Type/Description</b>	<b>CUSIP</b>	<b>Par</b>	<b>Broker</b>	<b>Next Call Date</b>	<b>Market Price</b>	<b>Market Value</b>	<b>Unreal G/L On Cost</b>	<b>Unreal G/L Amort Cost</b>	<b>Effective Duration</b>	<b>YTM at Mkt</b>
<b>Certificate of Deposit</b>										
CANADIAN IMP BK COMM NY CERT DEPOS DTD 06/23/2021 0.200% 07/01/2022	13606CUC6	100,000,000.00	CIBC		99.81	99,805,800.40	(194,199.60)	(194,199.60)	0.18	1.33
BANK OF NOVA SCOTIA HOUS CERT DEPOS DTD 10/13/2021 0.180% 07/08/2022	06417MRZ0	50,000,000.00	SCOTIA		99.78	49,890,292.25	(109,707.75)	(109,707.75)	0.20	1.33
SVENSKA HANDELSBANKEN NY CERT DEPOS DTD 10/13/2021 0.170% 07/25/2022	86959RTR1	50,000,000.00	DIRECT		99.73	49,862,537.15	(137,462.85)	(137,462.85)	0.24	1.32
TORONTO DOMINION BANK NY CERT DEPOS DTD 10/08/2021 0.190% 08/01/2022	89114WHJ7	50,000,000.00	TOR DOM		99.54	49,768,526.20	(231,473.80)	(231,473.80)	0.27	1.99
SVENSKA HANDELSBANKEN NY CERT DEPOS DTD 08/26/2021 0.180% 08/01/2022	86959RSP6	100,000,000.00	DIRECT		99.53	99,534,373.50	(465,626.50)	(465,626.50)	0.27	1.99
TORONTO DOMINION BANK NY CERT DEPOS DTD 02/03/2022 0.610% 08/02/2022	89114WQC2	25,000,000.00	TOR DOM		99.64	24,910,555.55	(89,444.45)	(89,444.45)	0.27	1.98
BANK OF MONTREAL CHICAGO CERT DEPOS DTD 01/12/2022 0.400% 08/10/2022	06367CRL3	50,000,000.00	CHASE		99.55	49,776,328.40	(223,671.60)	(223,671.60)	0.29	1.99
SWEDBANK NY CERT DEPOS DTD 02/25/2022 0.840% 08/31/2022	87019V7K7	50,000,000.00	DIRECT		99.61	49,806,205.15	(193,794.85)	(193,794.85)	0.35	1.98
SWEDBANK NY CERT DEPOS DTD 03/02/2022 0.870% 09/01/2022	87019WAC9	50,000,000.00	DIRECT		99.62	49,809,849.05	(190,150.95)	(190,150.95)	0.35	1.98
TORONTO DOMINION BANK NY CERT DEPOS DTD 03/31/2022 1.400% 09/30/2022	89114WTS4	50,000,000.00	TOR DOM		99.76	49,878,630.90	(121,369.10)	(121,369.10)	0.43	1.97
TORONTO DOMINION BANK NY CERT DEPOS DTD 10/18/2021 0.260% 10/03/2022	89114WJ30	50,000,000.00	TOR DOM		99.26	49,629,707.50	(370,292.50)	(370,292.50)	0.44	1.98
SVENSKA HANDELSBANKEN NY CERT DEPOS DTD 10/14/2021 0.240% 11/01/2022	86959RTU4	50,000,000.00	DIRECT		98.91	49,455,611.95	(544,388.05)	(544,388.05)	0.52	2.38
SWEDBANK NY CERT DEPOS DTD 04/27/2022 1.830% 11/01/2022	87019WB33	50,000,000.00	SWEDBK		99.72	49,862,126.00	(137,874.00)	(137,874.00)	0.52	2.37

**Managed Account Fair Market Value & Analytics**

For the Month Ending **April 30, 2022**

**SAN BERNARDINO COUNTY - 76990800**

<b>Security Type/Description Dated Date/Coupon/Maturity</b>	<b>CUSIP</b>	<b>Par</b>	<b>Broker</b>	<b>Next Call Date</b>	<b>Market Price</b>	<b>Market Value</b>	<b>Unreal G/L On Cost</b>	<b>Unreal G/L Amort Cost</b>	<b>Effective Duration</b>	<b>YTM at Mkt</b>
<b>Certificate of Deposit</b>										
SWEDBANK NY CERT DEPOS DTD 04/27/2022 1.840% 11/02/2022	87019WBK0	50,000,000.00	SWEDBK		99.73	49,863,959.05	(136,040.95)	(136,040.95)	0.53	2.37
CANADIAN IMP BK COMM NY CERT DEPOS DTD 04/06/2022 1.900% 01/09/2023	13606KFS0	50,000,000.00	CIBC		99.67	49,835,287.85	(164,712.15)	(164,712.15)	0.71	2.37
BNP PARIBAS NY BRANCH CERT DEPOS DTD 02/01/2022 0.960% 02/01/2023	05586FYY7	50,000,000.00	BNP		98.70	49,350,744.80	(649,255.20)	(649,255.20)	0.78	2.68
ROYAL BANK OF CANADA NY CERT DEPOS DTD 03/18/2022 1.910% 03/20/2023	78012U4K8	50,000,000.00	RBC		99.32	49,662,396.50	(337,603.50)	(337,603.50)	0.90	2.67
TORONTO DOMINION BANK NY CERT DEPOS DTD 04/21/2022 2.420% 05/01/2023	89114WVB8	50,000,000.00	TOR DOM		99.78	49,889,550.00	(110,450.00)	(110,450.00)	1.02	2.64
CANADIAN IMP BK COMM NY CERT DEPOS DTD 04/27/2022 2.520% 05/01/2023	13606KGV2	50,000,000.00	CIBC		99.88	49,939,200.00	(60,800.00)	(60,800.00)	1.02	2.64

<b>Security Type Sub-Total</b>		<b>1,875,000,000.00</b>				<b>1,869,652,452.20</b>	<b>(5,351,804.30)</b>	<b>(5,348,368.50)</b>	<b>0.30</b>	<b>1.62</b>
--------------------------------	--	-------------------------	--	--	--	-------------------------	-----------------------	-----------------------	-------------	-------------

<b>Asset-Backed Security</b>										
HAROT 2019-1 A3 DTD 02/27/2019 2.830% 03/20/2023	43814WAC9	276,945.20	BK AMER		100.08	277,163.05	225.28	219.47	0.09	2.74
HAROT 2019-2 A3 DTD 05/29/2019 2.520% 06/21/2023	43815MAC0	1,491,259.28	JPMCHASE		100.12	1,492,994.51	1,790.86	1,750.82	0.21	2.42
JDOT 2019-A A3 DTD 03/13/2019 2.910% 07/15/2023	47789JAD8	185,098.01	CITI		100.05	185,189.84	114.58	98.15	0.05	2.87
TAOT 2019-A A3 DTD 02/13/2019 2.910% 07/15/2023	89239AAD5	1,114,522.05	SOC GEN		100.11	1,115,723.73	1,404.74	1,257.07	0.18	2.82
TAOT 2019-B A3 DTD 05/08/2019 2.570% 08/15/2023	89239JAD6	990,301.26	BAML		100.12	991,469.02	1,325.72	1,215.45	0.20	2.48
HAROT 2019-3 A3 DTD 08/27/2019 1.780% 08/15/2023	43815NAC8	1,423,124.36	SOCGEN		100.04	1,423,758.22	645.67	637.70	0.27	1.75
TAOT 2019-C A3 DTD 08/14/2019 1.910% 09/15/2023	89238UAD2	1,293,955.85	JPM		100.03	1,294,334.46	389.21	382.17	0.23	1.89
TLOT 2021-A A2 DTD 04/21/2021 0.270% 09/20/2023	89238EAB2	3,062,367.84	JPMCHAS		99.41	3,044,414.40	(17,560.84)	(17,727.76)	0.30	0.69

**Managed Account Fair Market Value & Analytics**

For the Month Ending **April 30, 2022**

**SAN BERNARDINO COUNTY - 76990800**

<b>Security Type/Description</b>	<b>CUSIP</b>	<b>Par</b>	<b>Broker</b>	<b>Next Call Date</b>	<b>Market Price</b>	<b>Market Value</b>	<b>Unreal G/L On Cost</b>	<b>Unreal G/L Amort Cost</b>	<b>Effective Duration</b>	<b>YTM at Mkt</b>
<b>Asset-Backed Security</b>										
HAROT 2021-2 A3 DTD 05/26/2021 0.490% 11/15/2023	43811JAB3	10,807,165.20	CITIGRP		99.59	10,762,440.83	(44,623.87)	(44,661.71)	1.54	0.76
BMWLT 2021-2 A2 DTD 09/15/2021 0.190% 11/27/2023	09690AAB9	8,253,057.12	WELLS_F		99.40	8,203,282.11	(49,250.12)	(49,399.15)	0.32	0.57
JDOT 2019-B A3 DTD 07/24/2019 2.210% 12/15/2023	477870AC3	518,240.69	RBC		100.05	518,484.26	353.59	284.22	0.28	2.18
TAOT 2019-D A3 DTD 11/13/2019 1.920% 01/16/2024	89233MAD5	1,976,671.37	BARCLAYS		99.86	1,973,819.43	(2,709.22)	(2,793.45)	0.35	2.01
MBALT 2021-B A2 DTD 06/29/2021 0.220% 01/16/2024	58769KAC8	18,845,205.22	JPMCHAS		99.42	18,736,144.25	(107,481.75)	(108,000.81)	0.39	0.56
TAOT 2021-B A3 DTD 06/14/2021 0.460% 01/16/2024	89190GAB3	19,888,730.05	CITIGRP		99.56	19,801,364.83	(86,999.27)	(87,123.45)	1.71	0.72
HAROT 2019-4 A3 DTD 11/26/2019 1.830% 01/18/2024	43813VAC2	4,094,740.88	CITI		99.80	4,086,494.48	(7,516.71)	(7,944.21)	0.41	1.95
HART 2019-B A3 DTD 11/06/2019 1.940% 02/15/2024	44891JAC2	1,150,262.56	RBC CAP		99.94	1,149,532.49	(677.04)	(707.83)	0.27	1.98
MBART 2019-1 A3 DTD 09/25/2019 1.940% 03/15/2024	58769TAD7	2,050,314.70	MIZUHO		100.03	2,050,887.15	854.78	690.71	0.27	1.92
TLOT 2021-A A3 DTD 04/21/2021 0.390% 04/22/2024	89238EAC0	4,500,000.00	JPMCHAS		97.90	4,405,309.65	(94,165.20)	(94,344.72)	0.88	1.47
HAROT 2020-1 A3 DTD 02/26/2020 1.610% 04/22/2024	43813RAC1	6,207,071.40	JPM_CHAS		99.64	6,184,660.77	(21,194.06)	(21,831.62)	0.52	1.80
TAOT 2020-A A3 DTD 02/12/2020 1.660% 05/15/2024	89232HAC9	8,944,605.00	MUFG		99.72	8,919,977.82	(23,981.38)	(24,317.58)	0.43	1.80
TAOT 2021-C A2 DTD 09/27/2021 0.200% 05/15/2024	89239BAB7	10,151,307.14	BARC		99.20	10,069,903.81	(80,635.89)	(80,808.38)	0.43	0.60
HART 2021-B A2 DTD 07/28/2021 0.240% 05/15/2024	44934KAB0	14,078,149.75	CITIGRP		99.32	13,982,122.69	(94,750.17)	(95,096.25)	0.37	0.58
HAROT 2021-4 A2 DTD 11/24/2021 0.390% 05/21/2024	43815GAB5	9,500,000.00	BK AMER		99.06	9,410,269.65	(89,481.45)	(89,524.71)	0.59	0.85
BMWLT 2022-1 A2 DTD 01/19/2022 0.670% 05/28/2024	05601XAB5	7,750,000.00	MITSU		99.09	7,679,443.23	(70,552.12)	(70,552.67)	2.07	1.11
JDOT 2021-B A2 DTD 07/21/2021 0.250% 06/17/2024	47789QAB6	22,965,554.30	MITSU		99.05	22,748,304.75	(216,730.53)	(216,869.33)	0.48	0.70

**Managed Account Fair Market Value & Analytics**

For the Month Ending **April 30, 2022**

**SAN BERNARDINO COUNTY - 76990800**

<b>Security Type/Description</b>	<b>CUSIP</b>	<b>Par</b>	<b>Broker</b>	<b>Next Call Date</b>	<b>Market Price</b>	<b>Market Value</b>	<b>Unreal G/L On Cost</b>	<b>Unreal G/L Amort Cost</b>	<b>Effective Duration</b>	<b>YTM at Mkt</b>
<b>Asset-Backed Security</b>										
MBART 2021-1 A2	58772WAB9	17,251,481.14	MIZUHO		99.21	17,115,941.43	(133,826.64)	(134,195.28)	0.40	0.57
DTD 09/22/2021 0.210% 07/15/2024										
JOHN DEERE OWNER TRUST	47789KAC7	3,105,801.75	BOFA		99.28	3,083,334.69	(22,277.29)	(22,368.89)	0.49	1.42
DTD 03/11/2020 1.100% 08/15/2024										
TAOT 2021-D A2	89238JAB1	9,250,000.00	RBC		99.17	9,173,275.88	(76,652.90)	(76,664.75)	2.29	0.67
DTD 11/15/2021 0.310% 08/15/2024										
CHAIT 2012-A7 A7	161571FQ2	10,000,000.00	JPMCHASE		100.21	10,020,902.00	(39,254.25)	(7,724.99)	2.32	2.07
DTD 10/09/2012 2.160% 09/15/2024										
TAOT 2022-A A2	89239KAB7	5,000,000.00	MIZUHO		99.08	4,953,776.00	(46,090.00)	(46,102.21)	0.73	1.12
DTD 01/31/2022 0.740% 10/15/2024										
HART 2021-C A2A	44935FAB0	12,000,000.00	SMBC		99.05	11,885,961.60	(113,340.00)	(113,448.41)	0.58	0.75
DTD 11/17/2021 0.360% 10/15/2024										
JDOT 2022-A A2	47787JAB4	6,500,000.00	BOFA		99.24	6,450,806.70	(48,837.75)	(48,854.52)	0.89	2.21
DTD 03/16/2022 1.900% 11/15/2024										
MBALT 2021-B A3	58769KAD6	16,500,000.00	JPMCHAS		97.12	16,024,918.80	(473,835.45)	(474,144.11)	1.32	1.56
DTD 06/29/2021 0.400% 11/15/2024										
BMWLT 2021-2 A3	09690AAC7	7,500,000.00	WELLS_F		97.35	7,300,998.00	(198,228.00)	(198,375.31)	1.11	1.35
DTD 09/15/2021 0.330% 12/26/2024										
CHAIT 2020-A1 A1	161571HP2	8,000,000.00	JPMCHASE		99.53	7,962,768.80	(35,398.40)	(36,219.22)	2.66	1.71
DTD 02/18/2020 1.530% 01/15/2025										
TAOT 2022-B A2A	89238FAB9	8,250,000.00	MITSU		99.78	8,231,970.45	(17,669.85)	(17,676.27)	0.93	2.43
DTD 04/13/2022 2.350% 01/15/2025										
BMWLT 2022-1 A3	05601XAC3	8,250,000.00	MITSU		97.23	8,021,510.48	(227,256.15)	(227,364.51)	2.86	2.08
DTD 01/19/2022 1.100% 03/25/2025										
HAROT 2021-2 A3	43811JAC1	10,000,000.00	WELLS_F		97.30	9,730,175.00	(148,731.25)	(156,991.91)	1.20	1.17
DTD 05/26/2021 0.330% 08/15/2025										
HAROT 2021-2 A3	43811JAC1	19,000,000.00	CITIGRP		97.30	18,487,332.50	(511,926.50)	(512,089.89)	1.20	1.17
DTD 05/26/2021 0.330% 08/15/2025										
TAOT 2021-B A3	89190GAC1	37,000,000.00	CITIGRP		96.02	35,528,905.90	(1,467,109.20)	(1,467,900.27)	1.31	1.41
DTD 06/14/2021 0.260% 11/17/2025										
TAOT 2021-C A3	89239BAC5	12,000,000.00	BARC		96.22	11,546,215.20	(452,828.40)	(452,959.90)	1.55	1.48
DTD 09/27/2021 0.430% 01/15/2026										
HART 2021-B A3	44934KAC8	17,000,000.00	CITIGRP		96.22	16,357,656.70	(638,591.40)	(639,228.21)	1.39	1.43
DTD 07/28/2021 0.380% 01/15/2026										

Managed Account Fair Market Value & Analytics

For the Month Ending April 30, 2022

SAN BERNARDINO COUNTY - 76990800

Security Type/Description Dated Date/Coupon/Maturity	CUSIP	Par	Broker	Next Call Date	Market Price	Market Value	Unreal G/L On Cost	Unreal G/L Amort Cost	Effective Duration	YTM at Mkt
<b>Asset-Backed Security</b>										
HAROT 2021-4 A3 DTD 11/24/2021 0.880% 01/21/2026	43815GAC3	7,750,000.00	BK AMER		96.21	7,456,404.43	(291,961.87)	(292,131.80)	1.84	1.93
JDOT 2021-B A3 DTD 07/21/2021 0.520% 03/16/2026	47789QAC4	13,500,000.00	MITSU		94.98	12,822,409.35	(676,386.45)	(676,587.74)	1.77	1.86
TAOT 2021-D A3 DTD 11/15/2021 0.710% 04/15/2026	89238JAC9	7,000,000.00	RBC		95.89	6,712,335.00	(287,515.90)	(287,531.35)	1.82	1.79
HART 2021-C A3 DTD 11/17/2021 0.740% 05/15/2026	44935FAD6	5,500,000.00	SMBC		95.65	5,260,876.50	(237,895.90)	(238,019.41)	1.84	1.86
TAOT 2022-A A3 DTD 01/31/2022 1.230% 06/15/2026	89239KAC5	4,250,000.00	MIZUHO		96.77	4,112,902.23	(136,375.27)	(136,416.01)	1.95	2.05
MBART 2021-1 A3 DTD 09/22/2021 0.460% 06/15/2026	58772WAC7	21,000,000.00	MIZUHO		95.72	20,101,523.40	(895,729.80)	(896,081.30)	1.52	1.53
TAOT 2022-B A3 DTD 04/13/2022 2.930% 09/15/2026	89238FAD5	12,000,000.00	MITSU		99.76	11,971,743.60	(27,975.60)	(27,978.73)	2.15	2.99
JDOT 2022-A A3 DTD 03/16/2022 2.320% 09/16/2026	47787JAC2	8,000,000.00	BOFA		97.67	7,813,801.60	(184,428.80)	(184,478.28)	2.15	2.89
<b>Security Type Sub-Total</b>		<b>447,125,932.12</b>				<b>438,635,935.67</b>	<b>(8,391,328.21)</b>	<b>(8,376,701.14)</b>	<b>1.21</b>	<b>1.35</b>
<b>Managed Account Sub-Total</b>		<b>11,820,078,138.79</b>				<b>11,627,775,911.44</b>	<b>(168,920,450.64)</b>	<b>(173,053,864.22)</b>	<b>1.13</b>	<b>1.86</b>
<b>Securities Sub-Total</b>		<b>\$11,820,078,138.79</b>				<b>\$11,627,775,911.44</b>	<b>(\$168,920,450.64)</b>	<b>(\$173,053,864.22)</b>	<b>1.13</b>	<b>1.86%</b>
<b>Accrued Interest</b>						<b>\$18,998,388.65</b>				
<b>Total Investments</b>						<b>\$11,646,774,300.09</b>				

Bolded items are forward settling trades.



Managed Account Security Transactions & Interest

For the Month Ending April 30, 2022

SAN BERNARDINO COUNTY - 76990800

Transaction Type		Security Description	CUSIP	Par	Principal Proceeds	Accrued Interest	Total	Realized G/L Cost	Realized G/L Amort Cost	Sale Method
Trade	Settle									
<b>BUY</b>										
03/29/22	04/01/22	OLD LINE FUNDING LLC COMM PAPER DTD 01/05/2022 0.000% 10/05/2022	67983UK51	50,000,000.00	(49,628,597.22)	0.00	(49,628,597.22)			
04/01/22	04/01/22	CALIFORNIA ASSET MANAGEMENT PROGRAM	CAMPMF025	40,000,000.00	(40,000,000.00)	0.00	(40,000,000.00)			
04/04/22	04/05/22	APPLE INC COMM PAPER -- 0.000% 06/13/2022	03785EFD1	50,000,000.00	(49,952,083.33)	0.00	(49,952,083.33)			
04/04/22	04/05/22	US TREASURY NOTES DTD 09/30/2019 1.500% 09/30/2024	912828YH7	50,000,000.00	(48,683,593.75)	(10,245.90)	(48,693,839.65)			
04/04/22	04/05/22	CREDIT AGRICOLE CIB NY COMM PAPER DTD 01/13/2022 0.000% 07/13/2022	22533UGD9	50,000,000.00	(49,870,750.00)	0.00	(49,870,750.00)			
04/05/22	04/06/22	US TREASURY NOTES DTD 07/31/2017 2.125% 07/31/2024	9128282N9	50,000,000.00	(49,429,687.50)	(190,780.39)	(49,620,467.89)			
04/05/22	04/06/22	US TREASURY NOTES DTD 10/31/2020 0.250% 10/31/2025	91282CAT8	50,000,000.00	(45,789,062.50)	(54,212.71)	(45,843,275.21)			
04/05/22	04/06/22	CANADIAN IMP BK COMM NY CERT DEPOS DTD 04/06/2022 1.900% 01/09/2023	13606KFS0	50,000,000.00	(50,000,000.00)	0.00	(50,000,000.00)			
04/06/22	04/06/22	CANTOR FITZGERALD REPO AGRMT DTD 04/06/2022 0.260% 04/07/2022	RE1061945	10,000,000.00	(10,000,000.00)	0.00	(10,000,000.00)			
04/07/22	04/07/22	MORGAN STANLEY LIQ GOVT-INST FUND	61747C707	293,000,000.00	(293,000,000.00)	0.00	(293,000,000.00)			
04/07/22	04/07/22	CALIFORNIA ASSET MANAGEMENT PROGRAM	CAMPMF025	160,000,000.00	(160,000,000.00)	0.00	(160,000,000.00)			
04/07/22	04/07/22	CANTOR FITZGERALD REPO AGRMT DTD 04/07/2022 0.260% 04/08/2022	RE1061952	50,000,000.00	(50,000,000.00)	0.00	(50,000,000.00)			
04/07/22	04/07/22	CALIFORNIA ASSET MANAGEMENT PROGRAM	CAMPMF025	150,000,000.00	(150,000,000.00)	0.00	(150,000,000.00)			
04/07/22	04/13/22	TAOT 2022-B A3 DTD 04/13/2022 2.930% 09/15/2026	89238FAD5	12,000,000.00	(11,999,719.20)	0.00	(11,999,719.20)			
04/07/22	04/13/22	TAOT 2022-B A2A DTD 04/13/2022 2.350% 01/15/2025	89238FAB9	8,250,000.00	(8,249,640.30)	0.00	(8,249,640.30)			

**Managed Account Security Transactions & Interest**

For the Month Ending **April 30, 2022**

**SAN BERNARDINO COUNTY - 76990800**

Transaction Type		Security Description	CUSIP	Par	Principal Proceeds	Accrued Interest	Total	Realized G/L Cost	Realized G/L Amort Cost	Sale Method
Trade	Settle									
<b>BUY</b>										
04/08/22	04/08/22	CITIGROUP GLOBAL MARKETS COMM PAPER DTD 03/31/2022 0.000% 01/03/2023	17327BN35	50,000,000.00	(49,261,250.00)	0.00	(49,261,250.00)			
04/08/22	04/08/22	FEDERATED GOVT OBLIGATIONS FUND	608919718	50,000,000.00	(50,000,000.00)	0.00	(50,000,000.00)			
04/08/22	04/08/22	NATIXIS NY BRANCH COMM PAPER DTD 04/08/2022 0.000% 09/08/2022	63873KJ81	50,000,000.00	(49,706,750.00)	0.00	(49,706,750.00)			
04/08/22	04/08/22	CANTOR FITZGERALD REPO AGRMT DTD 04/08/2022 0.260% 04/11/2022	RE1061960	50,000,000.00	(50,000,000.00)	0.00	(50,000,000.00)			
04/08/22	04/11/22	METLIFE SHORT TERM FUND COMM PAPER DTD 02/19/2022 0.000% 08/19/2022	59157UHK9	41,400,000.00	(41,253,490.00)	0.00	(41,253,490.00)			
04/11/22	04/11/22	CANTOR FITZGERALD REPO AGRMT DTD 04/11/2022 0.260% 04/12/2022	RE1360560	100,000,000.00	(100,000,000.00)	0.00	(100,000,000.00)			
04/11/22	04/13/22	AMAZON.COM INC CORPORATE NOTES DTD 04/13/2022 2.730% 04/13/2024	023135CD6	50,000,000.00	(50,000,000.00)	0.00	(50,000,000.00)			
04/11/22	04/13/22	AMAZON.COM INC CORPORATE NOTES DTD 04/13/2022 3.000% 04/13/2025	023135CE4	50,000,000.00	(49,920,500.00)	0.00	(49,920,500.00)			
04/12/22	04/12/22	CANTOR FITZGERALD REPO AGRMT DTD 04/12/2022 0.250% 04/13/2022	RE1360578	100,000,000.00	(100,000,000.00)	0.00	(100,000,000.00)			
04/12/22	04/12/22	VISA INC COMM PAPER -- 0.000% 04/18/2022	92828DDJ4	45,000,000.00	(44,997,675.00)	0.00	(44,997,675.00)			
04/12/22	04/13/22	CAFCO LLC COMM PAPER DTD 01/31/2022 0.000% 10/07/2022	1247P3K76	25,000,000.00	(24,810,708.33)	0.00	(24,810,708.33)			
04/13/22	04/13/22	CANTOR FITZGERALD REPO AGRMT DTD 04/13/2022 0.250% 04/14/2022	RE1360586	100,000,000.00	(100,000,000.00)	0.00	(100,000,000.00)			
04/13/22	04/21/22	FHMS KJ39 A1 DTD 04/01/2022 2.750% 04/01/2027	3137H73W1	45,500,000.00	(45,492,492.50)	(69,513.89)	(45,562,006.39)			
04/13/22	04/22/22	FRESB 2022-SB97 DTD 04/01/2022 1.780% 02/01/2027	30311SAA7	22,000,000.00	(21,128,096.00)	(22,843.33)	(21,150,939.33)			
04/14/22	04/14/22	CALIFORNIA ASSET MANAGEMENT PROGRAM	CAMPMF025	32,000,000.00	(32,000,000.00)	0.00	(32,000,000.00)			
04/14/22	04/14/22	CANTOR FITZGERALD REPO AGRMT DTD 04/14/2022 0.250% 04/18/2022	RE1360594	100,000,000.00	(100,000,000.00)	0.00	(100,000,000.00)			

**Managed Account Security Transactions & Interest**

For the Month Ending **April 30, 2022**

**SAN BERNARDINO COUNTY - 76990800**

Transaction Type		Security Description	CUSIP	Par	Principal Proceeds	Accrued Interest	Total	Realized G/L Cost	Realized G/L Amort Cost	Sale Method
Trade	Settle									
<b>BUY</b>										
04/18/22	04/18/22	MORGAN STANLEY LIQ GOVT-INST FUND	61747C707	119,000,000.00	(119,000,000.00)	0.00	(119,000,000.00)			
04/18/22	04/18/22	CANTOR FITZGERALD REPO AGRMT DTD 04/18/2022 0.250% 04/19/2022	RE1360602	100,000,000.00	(100,000,000.00)	0.00	(100,000,000.00)			
04/19/22	04/19/22	CALIFORNIA ASSET MANAGEMENT PROGRAM	CAMPMF025	25,000,000.00	(25,000,000.00)	0.00	(25,000,000.00)			
04/19/22	04/19/22	CALIFORNIA ASSET MANAGEMENT PROGRAM	CAMPMF025	50,000,000.00	(50,000,000.00)	0.00	(50,000,000.00)			
04/19/22	04/19/22	MORGAN STANLEY LIQ GOVT-INST FUND	61747C707	37,000,000.00	(37,000,000.00)	0.00	(37,000,000.00)			
04/19/22	04/19/22	CANTOR FITZGERALD REPO AGRMT DTD 04/19/2022 0.250% 04/20/2022	RE1360610	100,000,000.00	(100,000,000.00)	0.00	(100,000,000.00)			
04/19/22	04/22/22	FHLMC MULTIFAMILY STRUCTURED P DTD 07/01/2017 3.243% 04/01/2027	3137F1G44	50,000,000.00	(50,287,109.38)	(94,587.50)	(50,381,696.88)			
04/19/22	04/26/22	BANK OF NY MELLON CORP (CALLABLE) CORP N DTD 04/26/2022 3.350% 04/25/2025	06406RBC0	50,000,000.00	(49,993,000.00)	0.00	(49,993,000.00)			
04/20/22	04/20/22	NATIXIS NY BRANCH COMM PAPER DTD 12/06/2021 0.000% 09/02/2022	63873KJ24	25,000,000.00	(24,866,875.00)	0.00	(24,866,875.00)			
04/20/22	04/20/22	NATIXIS NY BRANCH COMM PAPER DTD 01/07/2022 0.000% 09/14/2022	63873KJE8	25,000,000.00	(24,850,958.33)	0.00	(24,850,958.33)			
04/20/22	04/20/22	CANTOR FITZGERALD REPO AGRMT DTD 04/20/2022 0.250% 04/21/2022	RE1360628	100,000,000.00	(100,000,000.00)	0.00	(100,000,000.00)			
04/20/22	04/20/22	NATIXIS NY BRANCH COMM PAPER DTD 01/07/2022 0.000% 08/11/2022	63873KHB6	25,000,000.00	(24,897,986.11)	0.00	(24,897,986.11)			
04/20/22	04/21/22	TORONTO DOMINION BANK NY CERT DEPOS DTD 04/21/2022 2.420% 05/01/2023	89114WVB8	50,000,000.00	(50,000,000.00)	0.00	(50,000,000.00)			
04/21/22	04/21/22	CANTOR FITZGERALD REPO AGRMT DTD 04/21/2022 0.230% 04/22/2022	RE1360636	100,000,000.00	(100,000,000.00)	0.00	(100,000,000.00)			
04/22/22	04/22/22	CANTOR FITZGERALD REPO AGRMT DTD 04/22/2022 0.230% 04/25/2022	RE1360644	100,000,000.00	(100,000,000.00)	0.00	(100,000,000.00)			
04/25/22	04/25/22	CANTOR FITZGERALD REPO AGRMT DTD 04/25/2022 0.230% 04/26/2022	RE1360651	100,000,000.00	(100,000,000.00)	0.00	(100,000,000.00)			

**Managed Account Security Transactions & Interest**

For the Month Ending **April 30, 2022**

**SAN BERNARDINO COUNTY - 76990800**

Transaction Type		Security Description	CUSIP	Par	Principal Proceeds	Accrued Interest	Total	Realized G/L Cost	Realized G/L Amort Cost	Sale Method
Trade	Settle									
<b>BUY</b>										
04/26/22	04/26/22	CANTOR FITZGERALD REPO AGRMT DTD 04/26/2022 0.230% 04/27/2022	RE1360669	100,000,000.00	(100,000,000.00)	0.00	(100,000,000.00)			
04/26/22	04/27/22	JP MORGAN SECURITIES LLC COMM PAPER DTD 03/05/2022 0.000% 11/30/2022	46640QLW9	25,000,000.00	(24,698,611.11)	0.00	(24,698,611.11)			
04/26/22	04/27/22	BEDFORD ROW FUNDING CORP COMM PAPER DTD 02/07/2022 0.000% 11/01/2022	07644BL18	25,000,000.00	(24,758,472.22)	0.00	(24,758,472.22)			
04/26/22	04/27/22	SWEDBANK NY CERT DEPOS DTD 04/27/2022 1.830% 11/01/2022	87019WBJ3	50,000,000.00	(50,000,000.00)	0.00	(50,000,000.00)			
04/27/22	04/27/22	MORGAN STANLEY LIQ GOVT-INST FUND	61747C707	325,000,000.00	(325,000,000.00)	0.00	(325,000,000.00)			
04/27/22	04/27/22	SWEDBANK NY CERT DEPOS DTD 04/27/2022 1.840% 11/02/2022	87019WBK0	50,000,000.00	(50,000,000.00)	0.00	(50,000,000.00)			
04/27/22	04/27/22	CANTOR FITZGERALD REPO AGRMT DTD 04/27/2022 0.230% 04/28/2022	RE1360677	100,000,000.00	(100,000,000.00)	0.00	(100,000,000.00)			
04/27/22	04/27/22	CANADIAN IMP BK COMM NY CERT DEPOS DTD 04/27/2022 2.520% 05/01/2023	13606KGV2	50,000,000.00	(50,000,000.00)	0.00	(50,000,000.00)			
<b>04/27/22</b>	<b>05/02/22</b>	<b>FHLMC SERIES K049 A2</b> <b>DTD 10/01/2015 3.010%</b> <b>07/01/2025</b>	<b>3137BLMZ8</b>	<b>10,000,000.00</b>	<b>(10,024,218.75)</b>	<b>(836.11)</b>	<b>(10,025,054.86)</b>			
<b>04/27/22</b>	<b>05/02/22</b>	<b>FHLMC SERIES K037 A2</b> <b>DTD 03/01/2014 3.490%</b> <b>01/01/2024</b>	<b>3137B7YY9</b>	<b>59,843,000.00</b>	<b>(60,530,259.45)</b>	<b>(5,801.45)</b>	<b>(60,536,060.90)</b>			
04/28/22	04/28/22	MORGAN STANLEY LIQ GOVT-INST FUND	61747C707	26,000,000.00	(26,000,000.00)	0.00	(26,000,000.00)			
04/28/22	04/28/22	CANTOR FITZGERALD REPO AGRMT DTD 04/28/2022 0.250% 04/29/2022	RE1360685	100,000,000.00	(100,000,000.00)	0.00	(100,000,000.00)			
04/29/22	04/29/22	CANTOR FITZGERALD REPO AGRMT DTD 04/29/2022 0.250% 05/02/2022	RE1360693	100,000,000.00	(100,000,000.00)	0.00	(100,000,000.00)			
<b>Transaction Type Sub-Total</b>				<b>4,060,993,000.00</b>	<b>(4,052,081,585.98)</b>	<b>(448,821.28)</b>	<b>(4,052,530,407.26)</b>			

**INTEREST**

**Managed Account Security Transactions & Interest**

For the Month Ending **April 30, 2022**

**SAN BERNARDINO COUNTY - 76990800**

Transaction Type		Security Description	CUSIP	Par	Principal Proceeds	Accrued Interest	Total	Realized G/L Cost	Realized G/L Amort Cost	Sale Method
Trade	Settle									
<b>INTEREST</b>										
04/01/22	04/25/22	FHMS KJ36 A1 DTD 12/01/2021 1.298% 12/01/2026	3137H4RZ5	2,299,573.61	0.00	2,487.37	2,487.37			
04/01/22	04/25/22	FHMS KJ23 A1 DTD 01/29/2019 3.683% 10/01/2025	3137FKSQ0	60,000,000.00	0.00	184,150.02	184,150.02			
04/01/22	04/25/22	FHMS KJ32 A1 DTD 11/01/2020 0.516% 06/01/2025	3137F72U8	1,765,289.67	0.00	759.07	759.07			
04/01/22	04/25/22	FHMS K726 A1 DTD 06/01/2017 2.700% 10/01/2025	3137BYLE8	25,000,000.00	0.00	56,250.00	56,250.00			
04/01/22	04/25/22	FHMS K732 AM DTD 06/28/2018 3.700% 05/01/2025	3137FG7G4	25,000,000.00	0.00	77,083.33	77,083.33			
04/01/22	04/25/22	FHMS K729 A2 DTD 01/01/2020 2.525% 10/01/2026	3137FOXJ7	8,250,000.00	0.00	17,359.38	17,359.38			
04/01/22	04/25/22	FHLMC MULTIFAMILY STRUCTURED P DTD 08/01/2017 3.117% 06/01/2027	3137F2LJ3	36,557,817.00	0.00	94,958.93	94,958.93			
04/01/22	04/25/22	FHMS KMP1 A2 DTD 09/01/2017 2.982% 08/01/2024	3137FATE8	50,000,000.00	0.00	124,250.00	124,250.00			
04/01/22	04/25/22	FRESB 2021-SB82 A5 DTD 01/01/2021 0.670% 11/01/2025	30318CAA5	4,432,154.54	0.00	2,474.62	2,474.62			
04/01/22	04/25/22	FHMS K729 A2 DTD 12/01/2017 3.136% 10/01/2024	3137FCM43	16,500,000.00	0.00	43,119.99	43,119.99			
04/01/22	04/25/22	FHMS K033 A2 DTD 10/01/2013 3.060% 07/01/2023	3137B4WB8	2,800,000.00	0.00	7,140.00	7,140.00			
04/01/22	04/25/22	FHMS K050 A2 DTD 11/01/2015 3.334% 08/01/2025	3137BLW95	30,000,000.00	0.00	83,349.99	83,349.99			
04/01/22	04/25/22	FHMS K062 A2 DTD 02/01/2017 3.413% 12/01/2026	3137BUX60	28,867,855.00	0.00	82,105.00	82,105.00			
04/01/22	04/25/22	FHMS KJ33 A1 DTD 02/01/2021 0.440% 12/01/2025	3137F9ZD6	4,018,844.16	0.00	1,473.58	1,473.58			
04/01/22	04/25/22	FRESB 2021-SB83 DTD 02/01/2021 0.670% 01/01/2026	30318NAA1	3,803,759.04	0.00	1,996.97	1,996.97			
04/01/22	04/25/22	FHMS K736 A2 DTD 09/01/2019 2.282% 07/01/2026	3137FNWX4	15,000,000.00	0.00	28,525.01	28,525.01			
04/01/22	04/25/22	FHMS KJ34 A1 DTD 07/01/2021 0.681% 06/01/2026	3137H1LS3	8,509,618.51	0.00	4,829.21	4,829.21			

**Managed Account Security Transactions & Interest**

For the Month Ending **April 30, 2022**

**SAN BERNARDINO COUNTY - 76990800**

Transaction Type		Security Description	CUSIP	Par	Principal Proceeds	Accrued Interest	Total	Realized G/L Cost	Realized G/L Amort Cost	Sale Method
Trade	Settle									
<b>INTEREST</b>										
04/01/22	04/25/22	FHMS K733 A2 DTD 11/09/2018 3.750% 08/01/2025	3137FJXQ7	3,330,000.00	0.00	10,406.25	10,406.25			
04/01/22	04/25/22	FHMS K045 A2 DTD 05/01/2015 3.023% 01/01/2025	3137BHXJ1	25,000,000.00	0.00	62,979.15	62,979.15			
04/04/22	04/04/22	INTER-AMERICAN DEVELOPMENT BANK NOTE DTD 10/04/2013 3.000% 10/04/2023	4581X0CC0	25,000,000.00	0.00	375,000.00	375,000.00			
04/10/22	04/10/22	JOHN DEERE CAPITAL CORP CORPORATE NOTES DTD 10/09/2020 0.400% 10/10/2023	24422EVJ5	3,000,000.00	0.00	6,000.00	6,000.00			
04/13/22	04/13/22	TOTOTA MOTOR CREDIT CORP CORP NOTE (FLOA DTD 12/13/2021 0.650% 06/13/2023	89236TJS5	10,000,000.00	0.00	4,844.44	4,844.44			
04/15/22	04/15/22	US TREASURY N/B NOTES DTD 10/15/2021 0.625% 10/15/2024	91282CDB4	75,000,000.00	0.00	234,375.00	234,375.00			
04/15/22	04/15/22	HART 2021-C A3 DTD 11/17/2021 0.740% 05/15/2026	44935FAD6	5,500,000.00	0.00	3,391.67	3,391.67			
04/15/22	04/15/22	JDOT 2021-B A2 DTD 07/21/2021 0.250% 06/17/2024	47789QAB6	25,720,749.08	0.00	5,358.48	5,358.48			
04/15/22	04/15/22	TAOT 2019-D A3 DTD 11/13/2019 1.920% 01/16/2024	89233MAD5	2,249,150.24	0.00	3,598.64	3,598.64			
04/15/22	04/15/22	CHAIT 2020-A1 A1 DTD 02/18/2020 1.530% 01/15/2025	161571HP2	8,000,000.00	0.00	10,200.00	10,200.00			
04/15/22	04/15/22	HART 2021-C A2A DTD 11/17/2021 0.360% 10/15/2024	44935FAB0	12,000,000.00	0.00	3,600.00	3,600.00			
04/15/22	04/15/22	MBART 2019-1 A3 DTD 09/25/2019 1.940% 03/15/2024	58769TAD7	2,408,664.09	0.00	3,894.01	3,894.01			
04/15/22	04/15/22	MBART 2021-1 A3 DTD 09/22/2021 0.460% 06/15/2026	58772WAC7	21,000,000.00	0.00	8,049.99	8,049.99			
04/15/22	04/15/22	MBALT 2020-A A3 DTD 01/29/2020 1.840% 12/15/2022	58770FAC6	611,210.50	0.00	937.19	937.19			
04/15/22	04/15/22	JDOT 2019-A A3 DTD 03/13/2019 2.910% 07/15/2023	47789JAD8	335,055.92	0.00	812.51	812.51			

**Managed Account Security Transactions & Interest**

For the Month Ending **April 30, 2022**

**SAN BERNARDINO COUNTY - 76990800**

Transaction Type		Security Description	CUSIP	Par	Principal Proceeds	Accrued Interest	Total	Realized G/L Cost	Realized G/L Amort Cost	Sale Method
Trade	Settle									
<b>INTEREST</b>										
04/15/22	04/15/22	CHAIT 2012-A7 A7 DTD 10/09/2012 2.160% 09/15/2024	161571FQ2	10,000,000.00	0.00	18,000.00	18,000.00			
04/15/22	04/15/22	MBART 2021-1 A2 DTD 09/22/2021 0.210% 07/15/2024	58772WAB9	19,303,452.88	0.00	3,378.12	3,378.12			
04/15/22	04/15/22	HART 2021-B A3 DTD 07/28/2021 0.380% 01/15/2026	44934KAC8	17,000,000.00	0.00	5,383.34	5,383.34			
04/15/22	04/15/22	TAOT 2021-C A3 DTD 09/27/2021 0.430% 01/15/2026	89239BAC5	12,000,000.00	0.00	4,300.00	4,300.00			
04/15/22	04/15/22	HART 2019-B A3 DTD 11/06/2019 1.940% 02/15/2024	44891JAC2	1,360,959.87	0.00	2,200.22	2,200.22			
04/15/22	04/15/22	TAOT 2021-D A3 DTD 11/15/2021 0.710% 04/15/2026	89238JAC9	7,000,000.00	0.00	4,141.67	4,141.67			
04/15/22	04/15/22	TAOT 2021-B A3 DTD 06/14/2021 0.260% 11/17/2025	89190GAC1	37,000,000.00	0.00	8,016.68	8,016.68			
04/15/22	04/15/22	JDOT 2022-A A3 DTD 03/16/2022 2.320% 09/16/2026	47787JAC2	8,000,000.00	0.00	14,951.11	14,951.11			
04/15/22	04/15/22	TAOT 2020-A A3 DTD 02/12/2020 1.660% 05/15/2024	89232HAC9	9,955,480.50	0.00	13,771.75	13,771.75			
04/15/22	04/15/22	TAOT 2019-B A3 DTD 05/08/2019 2.570% 08/15/2023	89239JAD6	1,230,325.45	0.00	2,634.95	2,634.95			
04/15/22	04/15/22	MBALT 2021-B A3 DTD 06/29/2021 0.400% 11/15/2024	58769KAD6	16,500,000.00	0.00	5,499.99	5,499.99			
04/15/22	04/15/22	TAOT 2019-A A3 DTD 02/13/2019 2.910% 07/15/2023	89239AAD5	1,421,029.97	0.00	3,446.00	3,446.00			
04/15/22	04/15/22	JDOT 2021-B A3 DTD 07/21/2021 0.520% 03/16/2026	47789QAC4	13,500,000.00	0.00	5,850.00	5,850.00			
04/15/22	04/15/22	TAOT 2021-B A3 DTD 06/14/2021 0.460% 01/16/2024	89190GAB3	22,918,111.30	0.00	2,673.79	2,673.79			
04/15/22	04/15/22	TAOT 2022-A A3 DTD 01/31/2022 1.230% 06/15/2026	89239KAC5	4,250,000.00	0.00	4,356.25	4,356.25			
04/15/22	04/15/22	HAROT 2019-3 A3 DTD 08/27/2019 1.780% 08/15/2023	43815NAC8	1,692,373.41	0.00	2,510.36	2,510.36			
04/15/22	04/15/22	JDOT 2019-B A3 DTD 07/24/2019 2.210% 12/15/2023	477870AC3	645,091.12	0.00	1,188.04	1,188.04			

**Managed Account Security Transactions & Interest**

For the Month Ending **April 30, 2022**

**SAN BERNARDINO COUNTY - 76990800**

Transaction Type		Security Description	CUSIP	Par	Principal Proceeds	Accrued Interest	Total	Realized G/L Cost	Realized G/L Amort Cost	Sale Method
Trade	Settle									
<b>INTEREST</b>										
04/15/22	04/15/22	JOHN DEERE OWNER TRUST DTD 03/11/2020 1.100% 08/15/2024	47789KAC7	3,381,957.50	0.00	3,100.13	3,100.13			
04/15/22	04/15/22	MBALT 2021-B A2 DTD 06/29/2021 0.220% 01/16/2024	58769KAC8	21,254,964.77	0.00	3,896.76	3,896.76			
04/15/22	04/15/22	TAOT 2021-D A2 DTD 11/15/2021 0.310% 08/15/2024	89238JAB1	9,250,000.00	0.00	2,389.58	2,389.58			
04/15/22	04/15/22	TAOT 2021-C A2 DTD 09/27/2021 0.200% 05/15/2024	89239BAB7	11,253,566.50	0.00	1,875.59	1,875.59			
04/15/22	04/15/22	HAROT 2021-2 A3 DTD 05/26/2021 0.490% 11/15/2023	43811JAB3	12,664,857.60	0.00	1,794.18	1,794.18			
04/15/22	04/15/22	HAROT 2021-2 A3 DTD 05/26/2021 0.330% 08/15/2025	43811JAC1	29,000,000.00	0.00	7,975.00	7,975.00			
04/15/22	04/15/22	TAOT 2019-C A3 DTD 08/14/2019 1.910% 09/15/2023	89238UAD2	1,559,035.70	0.00	2,481.47	2,481.47			
04/15/22	04/15/22	JDOT 2022-A A2 DTD 03/16/2022 1.900% 11/15/2024	47787JAB4	6,500,000.00	0.00	9,948.61	9,948.61			
04/15/22	04/15/22	HART 2021-B A2 DTD 07/28/2021 0.240% 05/15/2024	44934KAB0	15,838,336.92	0.00	3,167.67	3,167.67			
04/15/22	04/15/22	FANNIE MAE NOTES DTD 10/18/2019 1.625% 10/15/2024	3135G0W66	25,000,000.00	0.00	203,125.00	203,125.00			
04/15/22	04/15/22	TAOT 2022-A A2 DTD 01/31/2022 0.740% 10/15/2024	89239KAB7	5,000,000.00	0.00	3,083.34	3,083.34			
04/16/22	04/16/22	FREDDIE MAC NOTES DTD 10/16/2020 0.125% 10/16/2023	3137EAEY1	64,000,000.00	0.00	40,000.00	40,000.00			
04/18/22	04/18/22	HAROT 2019-1 A3 DTD 02/27/2019 2.830% 03/20/2023	43814WAC9	435,952.16	0.00	1,028.12	1,028.12			
04/18/22	04/18/22	HAROT 2019-4 A3 DTD 11/26/2019 1.830% 01/18/2024	43813VAC2	4,589,331.48	0.00	6,998.73	6,998.73			
04/20/22	04/20/22	FREDDIE MAC NOTES DTD 04/20/2020 0.375% 04/20/2023	3137EAEQ8	50,000,000.00	0.00	93,750.00	93,750.00			
04/20/22	04/20/22	INTL BK OF RECON AND DEV NOTE DTD 04/20/2021 0.125% 04/20/2023	459058JV6	0.00	0.00	47,250.00	47,250.00			
04/20/22	04/20/22	TLOT 2021-A A3 DTD 04/21/2021 0.390% 04/22/2024	89238EAC0	4,500,000.00	0.00	1,462.50	1,462.50			



**Managed Account Security Transactions & Interest**

For the Month Ending **April 30, 2022**

**SAN BERNARDINO COUNTY - 76990800**

Transaction Type		Security Description	CUSIP	Par	Principal Proceeds	Accrued Interest	Total	Realized G/L Cost	Realized G/L Amort Cost	Sale Method
Trade	Settle									
<b>INTEREST</b>										
04/20/22	04/20/22	TLOT 2021-A A2 DTD 04/21/2021 0.270% 09/20/2023	89238EAB2	3,520,952.22	0.00	792.21	792.21			
04/21/22	04/21/22	HAROT 2021-4 A3 DTD 11/24/2021 0.880% 01/21/2026	43815GAC3	7,750,000.00	0.00	5,683.33	5,683.33			
04/21/22	04/21/22	HAROT 2021-4 A2 DTD 11/24/2021 0.390% 05/21/2024	43815GAB5	9,500,000.00	0.00	3,087.50	3,087.50			
04/21/22	04/21/22	HAROT 2019-2 A3 DTD 05/29/2019 2.520% 06/21/2023	43815MAC0	1,875,562.13	0.00	3,938.68	3,938.68			
04/21/22	04/21/22	FEDERAL HOME LOAN BANK NOTES DTD 10/22/2020 0.125% 10/21/2022	3130AKDH6	64,000,000.00	0.00	40,000.00	40,000.00			
04/21/22	04/21/22	HAROT 2020-1 A3 DTD 02/26/2020 1.610% 04/22/2024	43813RAC1	6,841,497.90	0.00	9,179.01	9,179.01			
04/22/22	04/22/22	FANNIE MAE NOTES DTD 04/24/2020 0.625% 04/22/2025	3135G03U5	50,000,000.00	0.00	156,250.00	156,250.00			
04/25/22	04/25/22	BMWLT 2022-1 A3 DTD 01/19/2022 1.100% 03/25/2025	05601XAC3	8,250,000.00	0.00	7,562.50	7,562.50			
04/25/22	04/25/22	BMWLT 2021-2 A3 DTD 09/15/2021 0.330% 12/26/2024	09690AAC7	7,500,000.00	0.00	2,062.50	2,062.50			
04/25/22	04/25/22	BANK OF NY MELLON CORP (CALLABLE) CORPOR DTD 10/25/2021 0.850% 10/25/2024	06406RAX5	50,000,000.00	0.00	212,500.00	212,500.00			
04/25/22	04/25/22	BMWLT 2021-2 A2 DTD 09/15/2021 0.190% 11/27/2023	09690AAB9	9,418,588.30	0.00	1,491.28	1,491.28			
04/25/22	04/25/22	BANK OF NY MELLON CORP FLT NOTES (CALLAB DTD 10/25/2021 0.500% 10/25/2024	06406RAY3	50,000,000.00	0.00	42,863.75	42,863.75			
04/25/22	04/25/22	BMWLT 2022-1 A2 DTD 01/19/2022 0.670% 05/28/2024	05601XAB5	7,750,000.00	0.00	4,327.08	4,327.08			
04/26/22	04/26/22	BANK OF NY MELLON CORP NOTES (CALLABLE) DTD 04/26/2021 0.500% 04/26/2024	06406RAS6	35,000,000.00	0.00	87,500.00	87,500.00			
04/26/22	04/26/22	BANK ON NY MELLON CORP FLT NOTES (CALLAB DTD 04/26/2021 0.560% 04/26/2024	06406RAT4	15,000,000.00	0.00	15,277.88	15,277.88			

Managed Account Security Transactions & Interest

For the Month Ending April 30, 2022

SAN BERNARDINO COUNTY - 76990800

Transaction Type		Security Description	CUSIP	Par	Principal Proceeds	Accrued Interest	Total	Realized G/L Cost	Realized G/L Amort Cost	Sale Method
Trade	Settle									
<b>INTEREST</b>										
04/29/22	04/29/22	FHLMC (CALLABLE) NOTES DTD 04/29/2020 0.570% 04/29/2024	3134GVPP7	25,000,000.00	0.00	71,250.00	71,250.00			
04/30/22	04/30/22	CALIFORNIA ASSET MANAGEMENT PROGRAM	CAMPMF025	0.00	0.00	208,161.51	208,161.51			
04/30/22	04/30/22	STONECASTLE FICA	FICAMF003	0.00	0.00	3,431.51	3,431.51			
04/30/22	04/30/22	US TREASURY NOTES DTD 10/31/2020 0.250% 10/31/2025	91282CAT8	50,000,000.00	0.00	62,500.00	62,500.00			
04/30/22	04/30/22	INVESTMENT TRUST OF CALIFORNIA	CALTRUST3	0.00	0.00	2,578.42	2,578.42			
04/30/22	04/30/22	MORGAN STANLEY LIQ GOVT-INST FUND	61747C707	0.00	0.00	51,483.06	51,483.06			
04/30/22	04/30/22	BANK OF THE WEST MONEY MARKET FUND	BKOFWEST7	0.00	0.00	15,616.44	15,616.44			
04/30/22	04/30/22	FEDERATED GOVT OBLIGATIONS FUND	608919718	0.00	0.00	1,678.55	1,678.55			
04/30/22	04/30/22	NORTHERN TRUST INST GOVT SELECT 848	665278701	0.00	0.00	176.14	176.14			
04/30/22	04/30/22	US TREASURY NOTES DTD 11/02/2015 1.875% 10/31/2022	912828M49	25,000,000.00	0.00	234,375.00	234,375.00			
04/30/22	04/30/22	FIDELITY GOV'T MM FUND 2642	31607A703	0.00	0.00	150.24	150.24			
<b>Transaction Type Sub-Total</b>				<b>1,416,371,169.04</b>	<b>0.00</b>	<b>3,325,305.34</b>	<b>3,325,305.34</b>			
<b>MATURITY</b>										
04/01/22	04/01/22	JOHN DEERE CAPITAL CORP DTD 03/07/2019 2.950% 04/01/2022	24422EUT4	5,000,000.00	5,000,000.00	73,750.00	5,073,750.00	2,400.00	0.00	
04/01/22	04/01/22	JP MORGAN SECURITIES LLC COMM PAPER DTD 03/22/2021 0.000% 04/01/2022	46640OD16	50,000,000.00	50,000,000.00	0.00	50,000,000.00	63,041.67	0.00	
04/06/22	04/06/22	CRC FUNDING LLC COMM PAPER DTD 10/19/2021 0.000% 04/06/2022	12619UD65	50,000,000.00	50,000,000.00	0.00	50,000,000.00	31,750.00	0.00	
04/07/22	04/07/22	CANTOR FITZGERALD REPO AGRMT DTD 04/06/2022 0.260% 04/07/2022	RE1061945	10,000,000.00	10,000,000.00	72.22	10,000,072.22	0.00	0.00	
04/08/22	04/08/22	CANTOR FITZGERALD REPO AGRMT DTD 04/07/2022 0.260% 04/08/2022	RE1061952	50,000,000.00	50,000,000.00	361.11	50,000,361.11	0.00	0.00	
04/11/22	04/11/22	CANTOR FITZGERALD REPO AGRMT DTD 04/08/2022 0.260% 04/11/2022	RE1061960	50,000,000.00	50,000,000.00	1,083.33	50,001,083.33	0.00	0.00	

**Managed Account Security Transactions & Interest**

For the Month Ending **April 30, 2022**

**SAN BERNARDINO COUNTY - 76990800**

Transaction Type		Security Description	CUSIP	Par	Principal Proceeds	Accrued Interest	Total	Realized G/L Cost	Realized G/L Amort Cost	Sale Method
Trade	Settle									
<b>MATURITY</b>										
04/12/22	04/12/22	CANTOR FITZGERALD REPO AGRMT DTD 04/11/2022 0.260% 04/12/2022	RE1360560	100,000,000.00	100,000,000.00	722.22	100,000,722.22	0.00	0.00	
04/12/22	04/12/22	TOYOTA MOTOR CREDIT CORP DTD 04/12/2019 2.650% 04/12/2022	89236TFX8	10,000,000.00	10,000,000.00	132,500.00	10,132,500.00	6,300.00	0.00	
04/12/22	04/12/22	FANNIE MAE NOTES DTD 04/12/2019 2.250% 04/12/2022	3135G0V59	75,000,000.00	75,000,000.00	843,750.00	75,843,750.00	246,000.00	0.00	
04/13/22	04/13/22	CANTOR FITZGERALD REPO AGRMT DTD 04/12/2022 0.250% 04/13/2022	RE1360578	100,000,000.00	100,000,000.00	694.44	100,000,694.44	0.00	0.00	
04/14/22	04/14/22	CANTOR FITZGERALD REPO AGRMT DTD 04/13/2022 0.250% 04/14/2022	RE1360586	100,000,000.00	100,000,000.00	694.44	100,000,694.44	0.00	0.00	
04/18/22	04/18/22	VISA INC COMM PAPER -- 0.000% 04/18/2022	92828DDJ4	45,000,000.00	45,000,000.00	0.00	45,000,000.00	2,325.00	0.00	
04/18/22	04/18/22	CANTOR FITZGERALD REPO AGRMT DTD 04/14/2022 0.250% 04/18/2022	RE1360594	100,000,000.00	100,000,000.00	2,777.78	100,002,777.78	0.00	0.00	
04/19/22	04/19/22	CANTOR FITZGERALD REPO AGRMT DTD 04/18/2022 0.250% 04/19/2022	RE1360602	100,000,000.00	100,000,000.00	694.44	100,000,694.44	0.00	0.00	
04/20/22	04/20/22	OLD LINE FUNDING LLC COMM PAPER DTD 05/19/2021 0.000% 04/20/2022	67983UDL4	25,000,000.00	25,000,000.00	0.00	25,000,000.00	20,472.22	0.00	
04/20/22	04/20/22	STARBIRD FUNDING CORP COMM PAPER DTD 07/26/2021 0.000% 04/20/2022	85520MDL4	50,000,000.00	50,000,000.00	0.00	50,000,000.00	44,083.33	0.00	
04/20/22	04/20/22	ING (US) FUNDING LLC COMM PAPER DTD 08/22/2021 0.000% 04/20/2022	4497W1DL7	100,000,000.00	100,000,000.00	0.00	100,000,000.00	81,777.78	0.00	
04/20/22	04/20/22	ATLANTIC ASSET SEC LLC COMM PAPER DTD 09/22/2021 0.000% 04/20/2022	04821UDL3	50,000,000.00	50,000,000.00	0.00	50,000,000.00	38,888.89	0.00	
04/20/22	04/20/22	CANTOR FITZGERALD REPO AGRMT DTD 04/19/2022 0.250% 04/20/2022	RE1360610	100,000,000.00	100,000,000.00	694.44	100,000,694.44	0.00	0.00	
04/20/22	04/20/22	LA FAYETTE ASSET SECURIT COMM PAPER DTD 10/19/2021 0.000% 04/20/2022	50286MDL2	30,000,000.00	30,000,000.00	0.00	30,000,000.00	24,325.00	0.00	
04/20/22	04/20/22	ATLANTIC ASSET SEC LLC COMM PAPER DTD 09/22/2021 0.000% 04/20/2022	04821UDL3	25,000,000.00	25,000,000.00	0.00	25,000,000.00	16,333.33	0.00	
04/21/22	04/21/22	CANTOR FITZGERALD REPO AGRMT DTD 04/20/2022 0.250% 04/21/2022	RE1360628	100,000,000.00	100,000,000.00	694.44	100,000,694.44	0.00	0.00	

**Managed Account Security Transactions & Interest**

For the Month Ending **April 30, 2022**

**SAN BERNARDINO COUNTY - 76990800**

Transaction Type		Security Description	CUSIP	Par	Principal Proceeds	Accrued Interest	Total	Realized G/L Cost	Realized G/L Amort Cost	Sale Method
Trade	Settle									
<b>MATURITY</b>										
04/22/22	04/22/22	US BANK NA CORP NOTE (CALLED, OMD 5/23/2 DTD 05/23/2019 2.650% 04/22/2022	90331HPC1	7,000,000.00	7,000,000.00	76,776.00	7,076,776.00	7,420.00	0.00	
04/22/22	04/22/22	CANTOR FITZGERALD REPO AGRMT DTD 04/21/2022 0.230% 04/22/2022	RE1360636	100,000,000.00	100,000,000.00	638.89	100,000,638.89	0.00	0.00	
04/22/22	04/22/22	US BANK CINCINNATI FLT CORP NOTE(CALLED DTD 05/23/2019 0.904% 04/22/2022	90331HPD9	10,000,000.00	10,000,000.00	14,560.00	10,014,560.00	66,200.00	0.00	
04/22/22	04/22/22	US BANK CINCINNATI FLT CORP NOTE(CALLED DTD 05/23/2019 0.904% 04/22/2022	90331HPD9	10,000,000.00	10,000,000.00	14,560.00	10,014,560.00	67,300.00	0.00	
04/25/22	04/25/22	CANTOR FITZGERALD REPO AGRMT DTD 04/22/2022 0.230% 04/25/2022	RE1360644	100,000,000.00	100,000,000.00	1,916.67	100,001,916.67	0.00	0.00	
04/26/22	04/26/22	CANTOR FITZGERALD REPO AGRMT DTD 04/25/2022 0.230% 04/26/2022	RE1360651	100,000,000.00	100,000,000.00	638.89	100,000,638.89	0.00	0.00	
04/27/22	04/27/22	CANTOR FITZGERALD REPO AGRMT DTD 04/26/2022 0.230% 04/27/2022	RE1360669	100,000,000.00	100,000,000.00	638.89	100,000,638.89	0.00	0.00	
04/28/22	04/28/22	CANTOR FITZGERALD REPO AGRMT DTD 04/27/2022 0.230% 04/28/2022	RE1360677	100,000,000.00	100,000,000.00	638.89	100,000,638.89	0.00	0.00	
04/29/22	04/29/22	CREDIT AGRICOLE CIB NY COMM PAPER DTD 08/02/2021 0.000% 04/29/2022	22533UDV2	50,000,000.00	50,000,000.00	0.00	50,000,000.00	44,236.11	0.00	
04/29/22	04/29/22	CANTOR FITZGERALD REPO AGRMT DTD 04/28/2022 0.250% 04/29/2022	RE1360685	100,000,000.00	100,000,000.00	694.44	100,000,694.44	0.00	0.00	
<b>Transaction Type Sub-Total</b>				<b>2,002,000,000.00</b>	<b>2,002,000,000.00</b>	<b>1,169,551.53</b>	<b>2,003,169,551.53</b>	<b>762,853.33</b>	<b>0.00</b>	
<b>PAYDOWNS</b>										
04/01/22	04/25/22	FRESB 2021-SB82 A5 DTD 01/01/2021 0.670% 11/01/2025	30318CAA5	56,880.46	56,880.46	0.00	56,880.46	(278.94)	0.00	
04/01/22	04/25/22	FHMS KJ32 A1 DTD 11/01/2020 0.516% 06/01/2025	3137F72U8	578,319.51	578,319.51	0.00	578,319.51	2.32	0.00	
04/01/22	04/25/22	FHMS KJ36 A1 DTD 12/01/2021 1.298% 12/01/2026	3137H4RZ5	5,793.72	5,793.72	0.00	5,793.72	0.02	0.00	

**Managed Account Security Transactions & Interest**

For the Month Ending **April 30, 2022**

**SAN BERNARDINO COUNTY - 76990800**

Transaction Type		Security Description	CUSIP	Par	Principal Proceeds	Accrued Interest	Total	Realized G/L Cost	Realized G/L Amort Cost	Sale Method
Trade	Settle									
<b>PAYDOWNS</b>										
04/01/22	04/25/22	FRESB 2021-SB82 A5 DTD 01/01/2021 0.670% 11/01/2025	30318CAA5	24,377.34	24,377.34	0.00	24,377.34	(119.55)	0.00	
04/01/22	04/25/22	FHMS KJ33 A1 DTD 02/01/2021 0.440% 12/01/2025	3137F9ZD6	680,244.84	680,244.84	0.00	680,244.84	21.77	0.00	
04/01/22	04/25/22	FRESB 2021-SB83 DTD 02/01/2021 0.670% 01/01/2026	30318NAA1	6,045.28	6,045.28	0.00	6,045.28	(28.39)	0.00	
04/01/22	04/25/22	FHMS KJ34 A1 DTD 07/01/2021 0.681% 06/01/2026	3137H1LS3	12,043.71	12,043.71	0.00	12,043.71	0.14	0.00	
04/15/22	04/15/22	JDOT 2019-B A3 DTD 07/24/2019 2.210% 12/15/2023	477870AC3	126,850.43	126,850.43	0.00	126,850.43	26.93	0.00	
04/15/22	04/15/22	TAOT 2019-C A3 DTD 08/14/2019 1.910% 09/15/2023	89238UAD2	265,079.85	265,079.85	0.00	265,079.85	2.17	0.00	
04/15/22	04/15/22	TAOT 2019-D A3 DTD 11/13/2019 1.920% 01/16/2024	89233MAD5	272,478.87	272,478.87	0.00	272,478.87	19.67	0.00	
04/15/22	04/15/22	JOHN DEERE OWNER TRUST DTD 03/11/2020 1.100% 08/15/2024	47789KAC7	276,155.75	276,155.75	0.00	276,155.75	16.87	0.00	
04/15/22	04/15/22	TAOT 2019-B A3 DTD 05/08/2019 2.570% 08/15/2023	89239JAD6	240,024.19	240,024.19	0.00	240,024.19	38.28	0.00	
04/15/22	04/15/22	TAOT 2020-A A3 DTD 02/12/2020 1.660% 05/15/2024	89232HAC9	1,010,875.50	1,010,875.50	0.00	1,010,875.50	72.99	0.00	
04/15/22	04/15/22	MBALT 2020-A A3 DTD 01/29/2020 1.840% 12/15/2022	58770FAC6	611,210.50	611,210.50	0.00	611,210.50	80.56	0.00	
04/15/22	04/15/22	HAROT 2021-2 A3 DTD 05/26/2021 0.490% 11/15/2023	43811JAB3	1,857,692.40	1,857,692.40	0.00	1,857,692.40	17.28	0.00	
04/15/22	04/15/22	HART 2019-B A3 DTD 11/06/2019 1.940% 02/15/2024	44891JAC2	210,697.31	210,697.31	0.00	210,697.31	9.71	0.00	
04/15/22	04/15/22	MBALT 2021-B A2 DTD 06/29/2021 0.220% 01/16/2024	58769KAC8	2,409,759.55	2,409,759.55	0.00	2,409,759.55	201.94	0.00	
04/15/22	04/15/22	TAOT 2021-C A2 DTD 09/27/2021 0.200% 05/15/2024	89239BAB7	1,102,259.36	1,102,259.36	0.00	1,102,259.36	83.33	0.00	
04/15/22	04/15/22	TAOT 2019-A A3 DTD 02/13/2019 2.910% 07/15/2023	89239AAD5	306,507.92	306,507.92	0.00	306,507.92	55.85	0.00	
04/15/22	04/15/22	TAOT 2021-B A3 DTD 06/14/2021 0.460% 01/16/2024	89190GAB3	3,029,381.25	3,029,381.25	0.00	3,029,381.25	55.74	0.00	

**Managed Account Security Transactions & Interest**

For the Month Ending **April 30, 2022**

**SAN BERNARDINO COUNTY - 76990800**

Transaction Type		Security Description	CUSIP	Par	Principal Proceeds	Accrued Interest	Total	Realized G/L Cost	Realized G/L Amort Cost	Sale Method
Trade	Settle									
<b>PAYDOWNS</b>										
04/15/22	04/15/22	JDOT 2019-A A3 DTD 03/13/2019 2.910% 07/15/2023	47789JAD8	149,957.91	149,957.91	0.00	149,957.91	18.43	0.00	
04/15/22	04/15/22	HART 2021-B A2 DTD 07/28/2021 0.240% 05/15/2024	44934KAB0	1,760,187.17	1,760,187.17	0.00	1,760,187.17	159.65	0.00	
04/15/22	04/15/22	MBART 2019-1 A3 DTD 09/25/2019 1.940% 03/15/2024	58769TAD7	358,349.39	358,349.39	0.00	358,349.39	49.34	0.00	
04/15/22	04/15/22	JDOT 2021-B A2 DTD 07/21/2021 0.250% 06/17/2024	47789OAB6	2,755,194.78	2,755,194.78	0.00	2,755,194.78	62.27	0.00	
04/15/22	04/15/22	HAROT 2019-3 A3 DTD 08/27/2019 1.780% 08/15/2023	43815NAC8	269,249.05	269,249.05	0.00	269,249.05	2.24	0.00	
04/15/22	04/15/22	MBART 2021-1 A2 DTD 09/22/2021 0.210% 07/15/2024	58772WAB9	2,051,971.74	2,051,971.74	0.00	2,051,971.74	203.76	0.00	
04/18/22	04/18/22	HAROT 2019-1 A3 DTD 02/27/2019 2.830% 03/20/2023	43814WAC9	159,006.96	159,006.96	0.00	159,006.96	4.26	0.00	
04/18/22	04/18/22	HAROT 2019-4 A3 DTD 11/26/2019 1.830% 01/18/2024	43813VAC2	494,590.60	494,590.60	0.00	494,590.60	88.14	0.00	
04/20/22	04/20/22	TLOT 2021-A A2 DTD 04/21/2021 0.270% 09/20/2023	89238EAB2	458,584.38	458,584.38	0.00	458,584.38	58.79	0.00	
04/21/22	04/21/22	HAROT 2020-1 A3 DTD 02/26/2020 1.610% 04/22/2024	43813RAC1	634,426.50	634,426.50	0.00	634,426.50	124.35	0.00	
04/21/22	04/21/22	HAROT 2019-2 A3 DTD 05/29/2019 2.520% 06/21/2023	43815MAC0	384,302.85	384,302.85	0.00	384,302.85	14.33	0.00	
04/25/22	04/25/22	BMWLT 2021-2 A2 DTD 09/15/2021 0.190% 11/27/2023	09690AAB9	1,165,531.18	1,165,531.18	0.00	1,165,531.18	74.13	0.00	
<b>Transaction Type Sub-Total</b>				<b>23,724,030.25</b>	<b>23,724,030.25</b>	<b>0.00</b>	<b>23,724,030.25</b>	<b>1,138.38</b>	<b>0.00</b>	
<b>SELL</b>										
04/01/22	04/01/22	CALIFORNIA ASSET MANAGEMENT PROGRAM	CAMPMF025	34,000,000.00	34,000,000.00	0.00	34,000,000.00	0.00	0.00	FIFO
04/01/22	04/01/22	CALIFORNIA ASSET MANAGEMENT PROGRAM	CAMPMF025	4,000,000.00	4,000,000.00	0.00	4,000,000.00	0.00	0.00	FIFO
04/01/22	04/01/22	MORGAN STANLEY LIQ GOVT-INST FUND	61747C707	52,000,000.00	52,000,000.00	0.00	52,000,000.00	0.00	0.00	FIFO

**Managed Account Security Transactions & Interest**

For the Month Ending **April 30, 2022**

**SAN BERNARDINO COUNTY - 76990800**

Transaction Type		Security Description	CUSIP	Par	Principal Proceeds	Accrued Interest	Total	Realized G/L Cost	Realized G/L Amort Cost	Sale Method
Trade	Settle									
<b>SELL</b>										
04/01/22	04/01/22	MORGAN STANLEY LIQ GOVT-INST FUND	61747C707	40,000,000.00	40,000,000.00	0.00	40,000,000.00	0.00	0.00	FIFO
04/05/22	04/05/22	CALIFORNIA ASSET MANAGEMENT PROGRAM	CAMPMF025	36,000,000.00	36,000,000.00	0.00	36,000,000.00	0.00	0.00	FIFO
04/05/22	04/05/22	CALIFORNIA ASSET MANAGEMENT PROGRAM	CAMPMF025	45,000,000.00	45,000,000.00	0.00	45,000,000.00	0.00	0.00	FIFO
04/05/22	04/05/22	CALIFORNIA ASSET MANAGEMENT PROGRAM	CAMPMF025	64,000,000.00	64,000,000.00	0.00	64,000,000.00	0.00	0.00	FIFO
04/06/22	04/06/22	CALIFORNIA ASSET MANAGEMENT PROGRAM	CAMPMF025	167,000,000.00	167,000,000.00	0.00	167,000,000.00	0.00	0.00	FIFO
04/13/22	04/13/22	CALIFORNIA ASSET MANAGEMENT PROGRAM	CAMPMF025	50,000,000.00	50,000,000.00	0.00	50,000,000.00	0.00	0.00	FIFO
04/13/22	04/13/22	FEDERATED GOVT OBLIGATIONS FUND	608919718	49,000,000.00	49,000,000.00	0.00	49,000,000.00	0.00	0.00	FIFO
04/13/22	04/13/22	FEDERATED GOVT OBLIGATIONS FUND	608919718	1,000,000.00	1,000,000.00	0.00	1,000,000.00	0.00	0.00	FIFO
04/20/22	04/20/22	MORGAN STANLEY LIQ GOVT-INST FUND	61747C707	98,000,000.00	98,000,000.00	0.00	98,000,000.00	0.00	0.00	FIFO
04/20/22	04/20/22	MORGAN STANLEY LIQ GOVT-INST FUND	61747C707	1,000,000.00	1,000,000.00	0.00	1,000,000.00	0.00	0.00	FIFO
04/21/22	04/21/22	MORGAN STANLEY LIQ GOVT-INST FUND	61747C707	157,000,000.00	157,000,000.00	0.00	157,000,000.00	0.00	0.00	FIFO
04/22/22	04/22/22	MORGAN STANLEY LIQ GOVT-INST FUND	61747C707	21,000,000.00	21,000,000.00	0.00	21,000,000.00	0.00	0.00	FIFO
04/22/22	04/22/22	MORGAN STANLEY LIQ GOVT-INST FUND	61747C707	38,000,000.00	38,000,000.00	0.00	38,000,000.00	0.00	0.00	FIFO
04/26/22	04/26/22	MORGAN STANLEY LIQ GOVT-INST FUND	61747C707	59,000,000.00	59,000,000.00	0.00	59,000,000.00	0.00	0.00	FIFO
<b>Transaction Type Sub-Total</b>				<b>916,000,000.00</b>	<b>916,000,000.00</b>	<b>0.00</b>	<b>916,000,000.00</b>	<b>0.00</b>	<b>0.00</b>	
<b>Managed Account Sub-Total</b>					<b>(1,110,357,555.73)</b>	<b>4,046,035.59</b>	<b>(1,106,311,520.14)</b>	<b>763,991.71</b>	<b>0.00</b>	
<b>Total Security Transactions</b>					<b>(1,110,357,555.73)</b>	<b>\$4,046,035.59</b>	<b>(1,106,311,520.14)</b>	<b>\$763,991.71</b>	<b>\$0.00</b>	

Bolded items are forward settling trades.